

MSMS DATA
- Nov. 2010 to Oct. 2011 -

TOTAL SLAUGHTERS

PROVINCE	Nov '10			Dec '10			Jan '11			Feb '11		
	Cattle	Sheep	Pigs	Cattle	Sheep	Pigs	Cattle	Sheep	Pigs	Cattle	Sheep	Pigs
EASTERN CAPE	10,836	45,195	11,302	12,656	85,103	17,484	7,827	32,254	9,634	9,675	32,623	8,465
FREESTATE	41,069	68,606	15,338	50,842	96,620	16,165	30,598	49,163	14,329	32,771	50,303	15,129
GAUTENG	27,319	50,257	88,680	36,120	77,471	87,808	21,836	46,511	85,914	24,881	44,813	80,878
KWAZULU NATAL	22,415	11,436	31,675	29,949	15,667	34,625	18,419	6,054	28,957	20,177	6,817	28,004
LIMPOPO	10,609	1,197	2,512	14,146	1,558	2,875	9,332	1,151	3,058	9,080	889	2,850
MPUMALANGA	37,847	10,630	11,190	54,376	12,967	13,325	37,909	7,396	10,781	40,519	6,836	11,047
NORTHERN CAPE	12,975	132,791	4,722	15,392	189,438	4,826	10,348	85,125	3,921	10,602	107,943	3,784
NORTH WEST	17,993	3,894	9,638	30,121	5,217	11,336	18,348	3,021	9,286	19,986	3,200	9,606
WESTERN CAPE	8,968	88,980	27,326	11,168	135,469	34,194	7,705	64,171	24,782	8,512	58,184	25,582
TOTAL	190,031	412,986	202,383	254,770	619,510	222,638	162,322	294,846	190,662	176,203	311,608	185,345

PROVINCE	Mar '11			Apr '11			May '11			Jun '11		
	Cattle	Sheep	Pigs	Cattle	Sheep	Pigs	Cattle	Sheep	Pigs	Cattle	Sheep	Pigs
EASTERN CAPE	10,880	29,396	12,072	9,034	31,697	10,832	11,414	36,511	10,786	10,737	38,737	10,861
FREESTATE	37,478	59,419	17,083	35,108	53,954	17,652	34,638	56,268	20,659	33,581	57,289	17,188
GAUTENG	27,830	49,358	89,547	27,060	57,942	86,488	27,342	49,081	86,490	28,236	39,773	85,820
KWAZULU NATAL	23,486	8,915	33,180	21,344	7,490	29,351	23,131	9,253	31,686	22,194	7,297	28,961
LIMPOPO	11,340	1,088	3,328	10,364	1,519	2,899	10,110	1,090	3,388	10,774	955	3,318
MPUMALANGA	42,200	9,397	14,347	40,138	9,258	11,826	41,092	8,487	13,070	44,442	7,710	14,287
NORTHERN CAPE	13,831	114,955	4,810	11,977	108,408	4,197	11,575	91,935	4,056	11,034	77,687	3,391
NORTH WEST	23,247	3,572	10,319	19,617	3,170	8,215	20,889	3,429	9,635	22,252	3,293	9,568
WESTERN CAPE	8,427	68,865	30,482	8,102	60,603	27,232	7,890	46,442	26,608	7,164	45,307	30,132
TOTAL	198,719	344,965	215,168	182,744	334,041	198,692	188,081	302,496	206,378	190,414	278,048	203,526

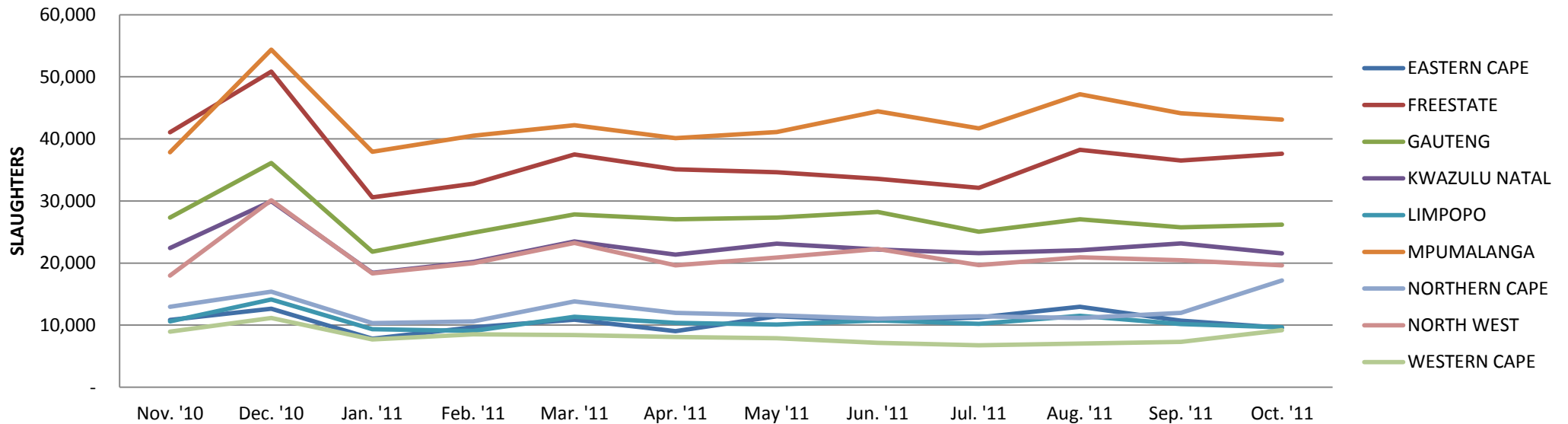
PROVINCE	Jul '11			Aug '11			Sep '11			Oct '11		
	Cattle	Sheep	Pigs	Cattle	Sheep	Pigs	Cattle	Sheep	Pigs	Cattle	Sheep	Pigs
EASTERN CAPE	11,235	35,334	12,114	12,980	39,294	12,790	10,721	34,485	13,210	9,602	33,379	12,342
FREESTATE	32,100	49,528	17,449	38,247	56,220	19,098	36,504	52,749	17,711	37,604	52,486	17,405
GAUTENG	25,059	40,471	80,235	27,056	39,108	86,380	25,771	52,523	88,946	26,174	45,864	82,862
KWAZULU NATAL	21,589	7,394	28,996	22,059	6,967	32,536	23,154	7,566	28,763	21,578	8,028	28,976
LIMPOPO	10,226	1,023	3,392	11,498	1,113	3,360	10,190	1,016	3,359	9,678	892	3,118
MPUMALANGA	41,691	5,316	12,390	47,192	7,375	13,330	44,134	6,688	14,970	43,110	6,045	12,794
NORTHERN CAPE	11,429	87,257	3,775	11,175	87,073	3,728	11,996	105,632	4,097	17,215	103,130	4,070
NORTH WEST	19,683	3,074	8,017	20,946	3,335	9,024	20,465	3,441	8,351	19,641	3,475	8,471
WESTERN CAPE	6,777	40,428	30,638	7,046	58,712	28,996	7,317	72,537	31,029	9,188	83,539	28,467
TOTAL	179,789	269,825	197,006	198,199	299,197	209,242	190,252	336,637	210,436	193,790	336,838	198,505

PROVINCE	Total		
	Cattle	Sheep	Pigs
EASTERN CAPE	127,597	474,008	141,892
FREESTATE	440,540	702,605	205,206
GAUTENG	324,684	593,172	1,030,048
KWAZULU NATAL	269,495	102,884	365,710
LIMPOPO	127,347	13,491	37,457
MPUMALANGA	514,650	98,105	153,357
NORTHERN CAPE	149,549	1,291,374	49,377
NORTH WEST	253,188	42,121	111,466
WESTERN CAPE	98,264	823,237	345,468
TOTAL	2,305,314	4,140,997	2,439,981

CATTLE BY PROVINCE

MONTH	Nov. '10	Dec. '10	Jan. '11	Feb. '11	Mar. '11	Apr. '11	May '11	Jun. '11	Jul. '11	Aug. '11	Sep. '11	Oct. '11
EASTERN CAPE	10,836	12,656	7,827	9,675	10,880	9,034	11,414	10,737	11,235	12,980	10,721	9,602
FREESTATE	41,069	50,842	30,598	32,771	37,478	35,108	34,638	33,581	32,100	38,247	36,504	37,604
GAUTENG	27,319	36,120	21,836	24,881	27,830	27,060	27,342	28,236	25,059	27,056	25,771	26,174
KWAZULU NATAL	22,415	29,949	18,419	20,177	23,486	21,344	23,131	22,194	21,589	22,059	23,154	21,578
LIMPOPO	10,609	14,146	9,332	9,080	11,340	10,364	10,110	10,774	10,226	11,498	10,190	9,678
MPUMALANGA	37,847	54,376	37,909	40,519	42,200	40,138	41,092	44,442	41,691	47,192	44,134	43,110
NORTHERN CAPE	12,975	15,392	10,348	10,602	13,831	11,977	11,575	11,034	11,429	11,175	11,996	17,215
NORTH WEST	17,993	30,121	18,348	19,986	23,247	19,617	20,889	22,252	19,683	20,946	20,465	19,641
WESTERN CAPE	8,968	11,168	7,705	8,512	8,427	8,102	7,890	7,164	6,777	7,046	7,317	9,188
TOTAL	190,031	254,770	162,322	176,203	198,719	182,744	188,081	190,414	179,789	198,199	190,252	193,790

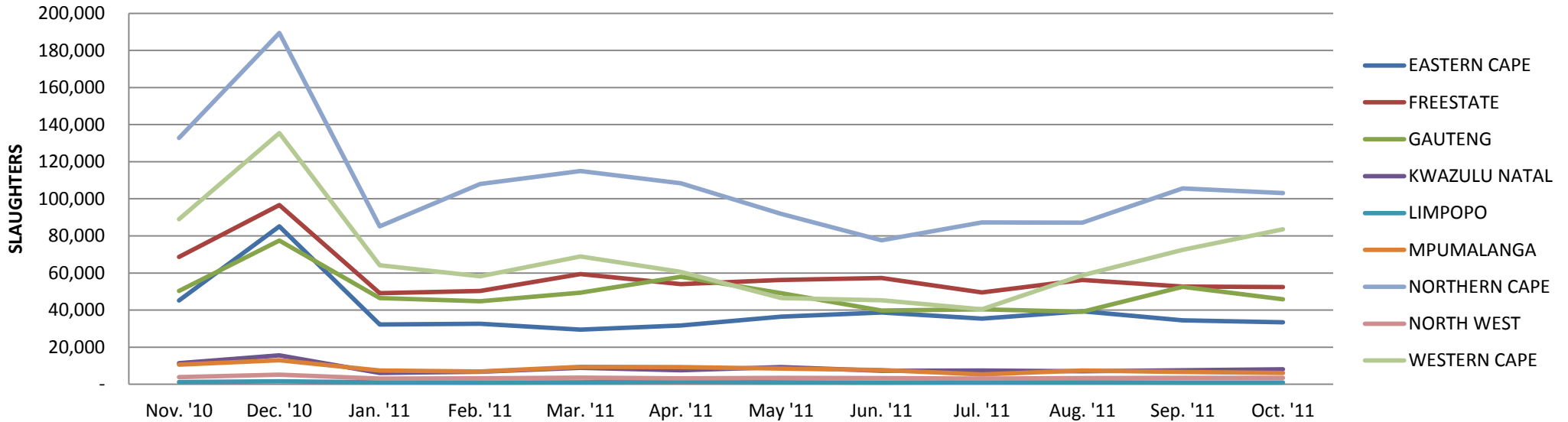
CATTLE BY PROVINCE



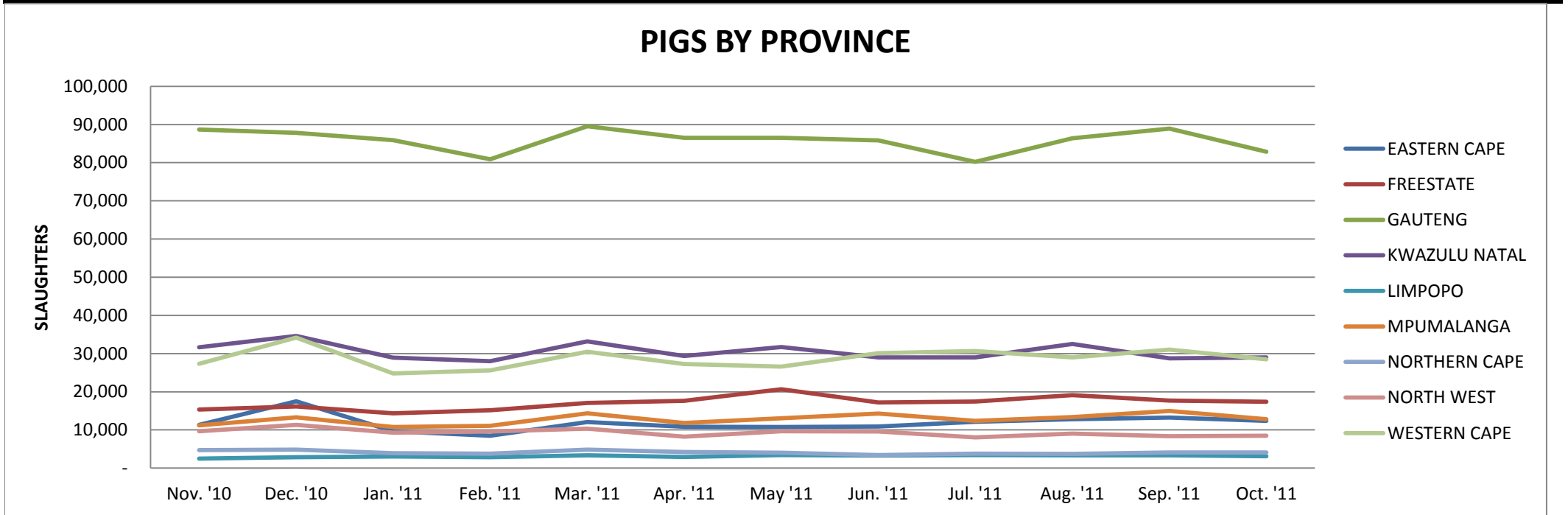
SHEEP BY PROVINCE

MONTH	Nov. '10	Dec. '10	Jan. '11	Feb. '11	Mar. '11	Apr. '11	May '11	Jun. '11	Jul. '11	Aug. '11	Sep. '11	Oct. '11
EASTERN CAPE	45,195	85,103	32,254	32,623	29,396	31,697	36,511	38,737	35,334	39,294	34,485	33,379
FREESTATE	68,606	96,620	49,163	50,303	59,419	53,954	56,268	57,289	49,528	56,220	52,749	52,486
GAUTENG	50,257	77,471	46,511	44,813	49,358	57,942	49,081	39,773	40,471	39,108	52,523	45,864
KWAZULU NATAL	11,436	15,667	6,054	6,817	8,915	7,490	9,253	7,297	7,394	6,967	7,566	8,028
LIMPOPO	1,197	1,558	1,151	889	1,088	1,519	1,090	955	1,023	1,113	1,016	892
MPUMALANGA	10,630	12,967	7,396	6,836	9,397	9,258	8,487	7,710	5,316	7,375	6,688	6,045
NORTHERN CAPE	132,791	189,438	85,125	107,943	114,955	108,408	91,935	77,687	87,257	87,073	105,632	103,130
NORTH WEST	3,894	5,217	3,021	3,200	3,572	3,170	3,429	3,293	3,074	3,335	3,441	3,475
WESTERN CAPE	88,980	135,469	64,171	58,184	68,865	60,603	46,442	45,307	40,428	58,712	72,537	83,539
TOTAL	412,986	619,510	294,846	311,608	344,965	334,041	302,496	278,048	269,825	299,197	336,637	336,838

SHEEP BY PROVINCE



PIGS BY PROVINCE												
MONTH	Nov. '10	Dec. '10	Jan. '11	Feb. '11	Mar. '11	Apr. '11	May '11	Jun. '11	Jul. '11	Aug. '11	Sep. '11	Oct. '11
EASTERN CAPE	11,302	17,484	9,634	8,465	12,072	10,832	10,786	10,861	12,114	12,790	13,210	12,342
FREESTATE	15,338	16,165	14,329	15,129	17,083	17,652	20,659	17,188	17,449	19,098	17,711	17,405
GAUTENG	88,680	87,808	85,914	80,878	89,547	86,488	86,490	85,820	80,235	86,380	88,946	82,862
KWAZULU NATAL	31,675	34,625	28,957	28,004	33,180	29,351	31,686	28,961	28,996	32,536	28,763	28,976
LIMPOPO	2,512	2,875	3,058	2,850	3,328	2,899	3,388	3,318	3,392	3,360	3,359	3,118
MPUMALANGA	11,190	13,325	10,781	11,047	14,347	11,826	13,070	14,287	12,390	13,330	14,970	12,794
NORTHERN CAPE	4,722	4,826	3,921	3,784	4,810	4,197	4,056	3,391	3,775	3,728	4,097	4,070
NORTH WEST	9,638	11,336	9,286	9,606	10,319	8,215	9,635	9,568	8,017	9,024	8,351	8,471
WESTERN CAPE	27,326	34,194	24,782	25,582	30,482	27,232	26,608	30,132	30,638	28,996	31,029	28,467
TOTAL	202,383	222,638	190,662	185,345	215,168	198,692	206,378	203,526	197,006	209,242	210,436	198,505



SLAUGHTERS BY SPECIES

MONTH	Nov. '10	Dec. '10	Jan. '11	Feb. '11	Mar. '11	Apr. '11	May '11	Jun. '11	Jul. '11	Aug. '11	Sep. '11	Oct. '11
CATTLE	190,031	254,770	162,322	176,203	198,719	182,744	188,081	190,414	179,789	198,199	190,252	193,790
SHEEP	412,986	619,510	294,846	311,608	344,965	334,041	302,496	278,048	269,825	299,197	336,637	336,838
PIGS	202,383	222,638	190,662	185,345	215,168	198,692	206,378	203,526	197,006	209,242	210,436	198,505

SLAUGHTERS BY SPECIES

