

MSMS DATA
- Nov. 2012 to Oct. 2013 -

TOTAL SLAUGHTERS

PROVINCE	Nov '12			Dec '12			Jan '13			Feb '13		
	Cattle	Sheep	Pigs	Cattle	Sheep	Pigs	Cattle	Sheep	Pigs	Cattle	Sheep	Pigs
EASTERN CAPE	12,020	50,279	7,370	12,593	73,853	9,855	11,617	39,086	8,235	10,921	40,727	8,356
FREESTATE	42,864	72,791	17,288	48,670	92,915	16,520	35,743	66,833	16,449	35,374	58,988	16,512
GAUTENG	29,020	54,922	90,912	36,454	69,496	85,116	26,126	47,211	97,566	25,252	49,186	91,393
KWAZULU NATAL	24,981	10,519	33,413	30,631	15,442	23,150	20,973	8,759	29,533	20,246	6,664	29,195
LIMPOPO	10,583	1,216	4,366	13,641	2,349	3,741	9,962	801	4,137	9,117	1,273	3,761
MPUMALANGA	45,505	9,231	11,710	50,275	11,356	13,680	39,468	6,503	11,882	37,747	6,511	12,279
NORTHERN CAPE	16,430	182,408	6,279	18,677	166,084	6,722	14,017	122,687	5,554	14,194	113,266	5,618
NORTH WEST	17,694	5,068	8,958	18,110	6,415	8,722	15,957	4,507	7,908	14,672	4,046	6,766
WESTERN CAPE	13,059	109,930	27,876	11,759	139,979	30,344	10,760	81,274	31,142	9,528	77,867	27,137
TOTAL	212,156	496,364	208,172	240,810	577,889	197,850	184,623	377,661	212,406	177,051	358,528	201,017

PROVINCE	Mar '13			Apr '13			May '13			Jun '13		
	Cattle	Sheep	Pigs	Cattle	Sheep	Pigs	Cattle	Sheep	Pigs	Cattle	Sheep	Pigs
EASTERN CAPE	12,448	49,113	13,931	12,322	47,939	14,760	12,711	54,218	13,171	11,006	47,648	11,747
FREESTATE	39,437	69,222	15,831	39,962	72,622	18,181	42,709	76,543	16,995	35,751	65,603	12,719
GAUTENG	27,830	50,585	98,041	28,121	50,962	99,219	31,342	58,935	102,751	26,265	56,622	96,624
KWAZULU NATAL	22,818	8,984	29,958	23,425	8,343	32,306	25,726	8,370	32,758	12,963	7,610	27,575
LIMPOPO	10,272	1,218	3,819	10,661	1,345	4,304	10,626	1,387	4,387	9,807	1,213	3,394
MPUMALANGA	41,301	6,878	11,684	40,522	7,603	10,920	45,215	8,000	13,035	40,069	6,166	12,479
NORTHERN CAPE	17,440	124,548	5,980	16,978	115,204	6,313	17,942	127,079	6,635	16,234	102,861	5,860
NORTH WEST	16,746	4,365	6,778	17,254	3,888	6,888	17,709	3,626	6,415	15,632	3,727	6,653
WESTERN CAPE	9,239	85,955	30,582	9,402	96,165	29,292	9,007	76,228	33,916	9,230	73,869	29,606
TOTAL	197,531	400,868	216,604	198,647	404,071	222,183	212,987	414,386	230,063	176,957	365,319	206,657

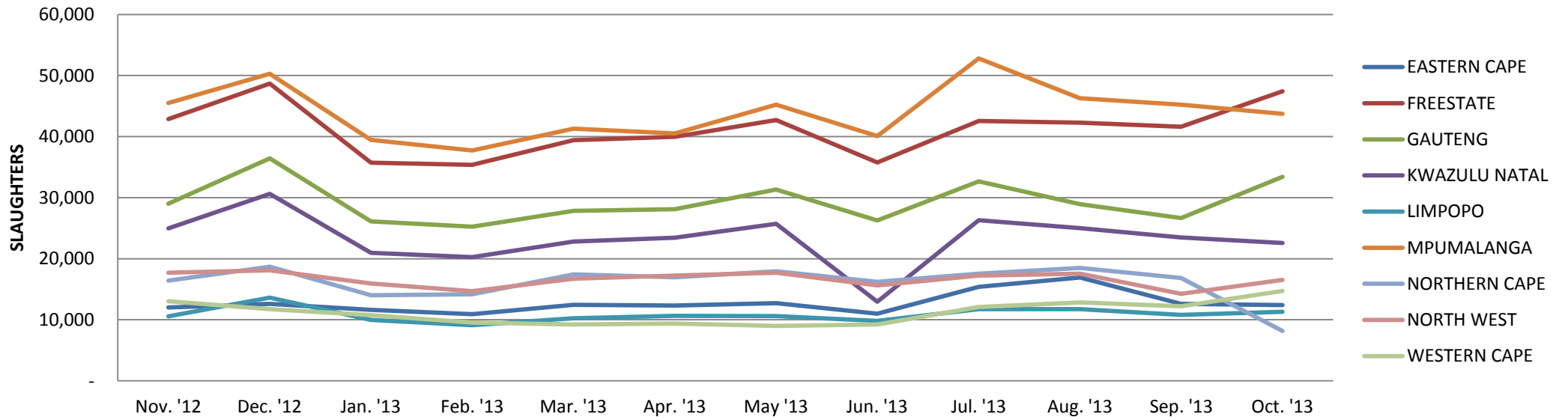
PROVINCE	Jul '13			Aug '13			Sep '13			Oct '13		
	Cattle	Sheep	Pigs	Cattle	Sheep	Pigs	Cattle	Sheep	Pigs	Cattle	Sheep	Pigs
EASTERN CAPE	15,385	59,251	13,043	16,937	48,051	13,098	12,610	46,578	13,579	12,401	49,890	13,600
FREESTATE	42,554	76,464	19,415	42,272	71,691	16,731	41,604	64,565	14,910	47,444	75,567	16,854
GAUTENG	32,684	55,465	104,354	28,942	51,649	94,749	26,677	49,847	96,668	33,395	55,133	94,956
KWAZULU NATAL	26,295	8,902	34,177	25,013	8,005	30,231	23,486	7,691	23,266	22,583	5,814	25,253
LIMPOPO	11,726	1,475	4,074	11,751	1,178	4,543	10,793	1,448	3,747	11,325	1,364	5,018
MPUMALANGA	52,813	8,753	13,574	46,273	7,859	12,525	45,213	7,196	13,224	43,731	5,867	12,227
NORTHERN CAPE	17,537	135,500	7,118	18,503	135,419	5,827	16,857	116,112	5,668	8,191	181,706	6,670
NORTH WEST	17,232	4,007	6,746	17,551	4,002	6,398	14,250	2,950	4,832	16,544	4,273	7,071
WESTERN CAPE	12,094	78,392	30,113	12,828	81,189	33,839	12,203	91,479	28,430	14,739	131,939	32,722
TOTAL	228,320	428,209	232,614	220,070	409,043	217,941	203,693	387,866	204,324	210,353	511,553	214,371

PROVINCE	Total		
	Cattle	Sheep	Pigs
EASTERN CAPE	152,971	606,633	140,745
FREESTATE	494,384	863,804	198,405
GAUTENG	352,108	650,013	1,152,349
KWAZULU NATAL	279,140	105,103	350,815
LIMPOPO	130,264	16,267	49,291
MPUMALANGA	528,132	91,923	149,219
NORTHERN CAPE	193,000	1,622,874	74,244
NORTH WEST	199,351	50,874	84,135
WESTERN CAPE	133,848	1,124,266	364,999
TOTAL	2,463,198	5,131,757	2,564,202

CATTLE BY PROVINCE

MONTH	Nov. '12	Dec. '12	Jan. '13	Feb. '13	Mar. '13	Apr. '13	May '13	Jun. '13	Jul. '13	Aug. '13	Sep. '13	Oct. '13
EASTERN CAPE	12,020	12,593	11,617	10,921	12,448	12,322	12,711	11,006	15,385	16,937	12,610	12,401
FREESTATE	42,864	48,670	35,743	35,374	39,437	39,962	42,709	35,751	42,554	42,272	41,604	47,444
GAUTENG	29,020	36,454	26,126	25,252	27,830	28,121	31,342	26,265	32,684	28,942	26,677	33,395
KWAZULU NATAL	24,981	30,631	20,973	20,246	22,818	23,425	25,726	12,963	26,295	25,013	23,486	22,583
LIMPOPO	10,583	13,641	9,962	9,117	10,272	10,661	10,626	9,807	11,726	11,751	10,793	11,325
MPUMALANGA	45,505	50,275	39,468	37,747	41,301	40,522	45,215	40,069	52,813	46,273	45,213	43,731
NORTHERN CAPE	16,430	18,677	14,017	14,194	17,440	16,978	17,942	16,234	17,537	18,503	16,857	8,191
NORTH WEST	17,694	18,110	15,957	14,672	16,746	17,254	17,709	15,632	17,232	17,551	14,250	16,544
WESTERN CAPE	13,059	11,759	10,760	9,528	9,239	9,402	9,007	9,230	12,094	12,828	12,203	14,739
TOTAL	212,156	240,810	184,623	177,051	197,531	198,647	212,987	176,957	228,320	220,070	203,693	210,353

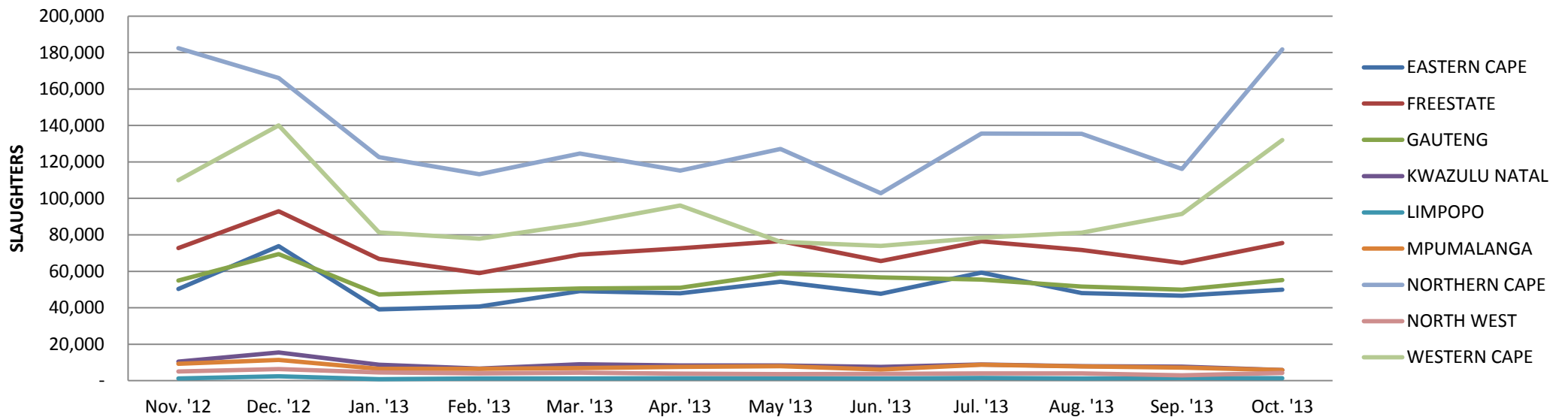
CATTLE BY PROVINCE



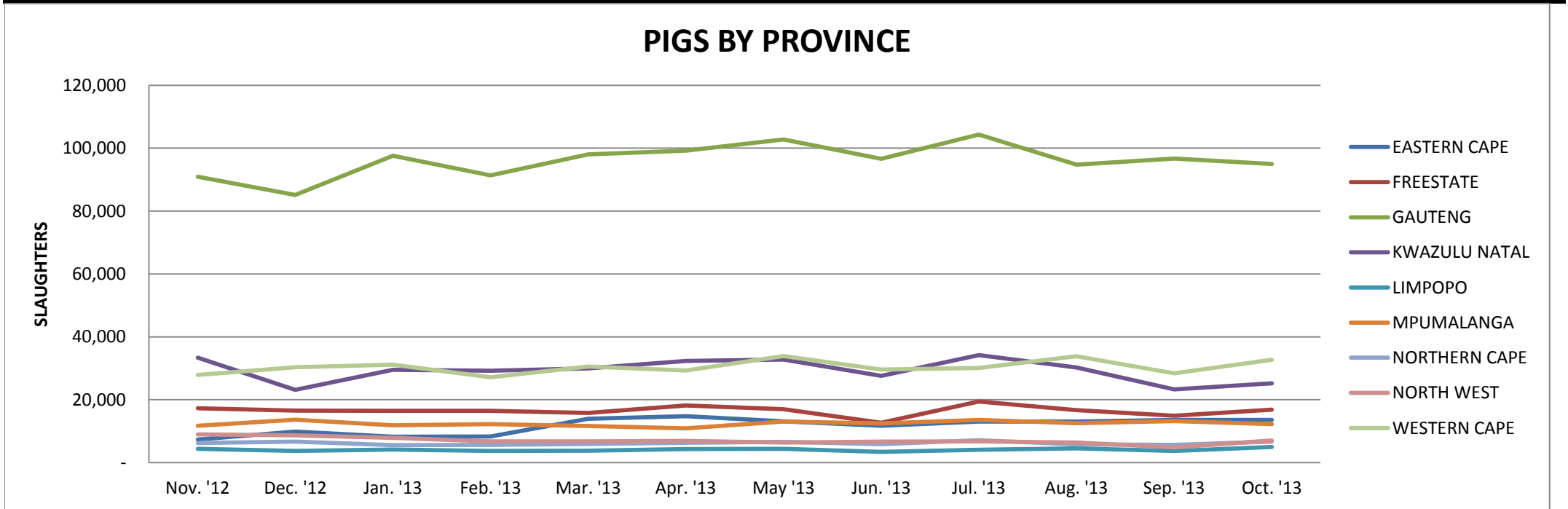
SHEEP BY PROVINCE

MONTH	Nov. '12	Dec. '12	Jan. '13	Feb. '13	Mar. '13	Apr. '13	May '13	Jun. '13	Jul. '13	Aug. '13	Sep. '13	Oct. '13
EASTERN CAPE	50,279	73,853	39,086	40,727	49,113	47,939	54,218	47,648	59,251	48,051	46,578	49,890
FREESTATE	72,791	92,915	66,833	58,988	69,222	72,622	76,543	65,603	76,464	71,691	64,565	75,567
GAUTENG	54,922	69,496	47,211	49,186	50,585	50,962	58,935	56,622	55,465	51,649	49,847	55,133
KWAZULU NATAL	10,519	15,442	8,759	6,664	8,984	8,343	8,370	7,610	8,902	8,005	7,691	5,814
LIMPOPO	1,216	2,349	801	1,273	1,218	1,345	1,387	1,213	1,475	1,178	1,448	1,364
MPUMALANGA	9,231	11,356	6,503	6,511	6,878	7,603	8,000	6,166	8,753	7,859	7,196	5,867
NORTHERN CAPE	182,408	166,084	122,687	113,266	124,548	115,204	127,079	102,861	135,500	135,419	116,112	181,706
NORTH WEST	5,068	6,415	4,507	4,046	4,365	3,888	3,626	3,727	4,007	4,002	2,950	4,273
WESTERN CAPE	109,930	139,979	81,274	77,867	85,955	96,165	76,228	73,869	78,392	81,189	91,479	131,939
TOTAL	496,364	577,889	377,661	358,528	400,868	404,071	414,386	365,319	428,209	409,043	387,866	511,553

SHEEP BY PROVINCE



PIGS BY PROVINCE												
MONTH	Nov. '12	Dec. '12	Jan. '13	Feb. '13	Mar. '13	Apr. '13	May '13	Jun. '13	Jul. '13	Aug. '13	Sep. '13	Oct. '13
EASTERN CAPE	7,370	9,855	8,235	8,356	13,931	14,760	13,171	11,747	13,043	13,098	13,579	13,600
FREESTATE	17,288	16,520	16,449	16,512	15,831	18,181	16,995	12,719	19,415	16,731	14,910	16,854
GAUTENG	90,912	85,116	97,566	91,393	98,041	99,219	102,751	96,624	104,354	94,749	96,668	94,956
KWAZULU NATAL	33,413	23,150	29,533	29,195	29,958	32,306	32,758	27,575	34,177	30,231	23,266	25,253
LIMPOPO	4,366	3,741	4,137	3,761	3,819	4,304	4,387	3,394	4,074	4,543	3,747	5,018
MPUMALANGA	11,710	13,680	11,882	12,279	11,684	10,920	13,035	12,479	13,574	12,525	13,224	12,227
NORTHERN CAPE	6,279	6,722	5,554	5,618	5,980	6,313	6,635	5,860	7,118	5,827	5,668	6,670
NORTH WEST	8,958	8,722	7,908	6,766	6,778	6,888	6,415	6,653	6,746	6,398	4,832	7,071
WESTERN CAPE	27,876	30,344	31,142	27,137	30,582	29,292	33,916	29,606	30,113	33,839	28,430	32,722
TOTAL	208,172	197,850	212,406	201,017	216,604	222,183	230,063	206,657	232,614	217,941	204,324	214,371



SLAUGHTERS BY SPECIES												
MONTH	Nov. '12	Dec. '12	Jan. '13	Feb. '13	Mar. '13	Apr. '13	May '13	Jun. '13	Jul. '13	Aug. '13	Sep. '13	Oct. '13
CATTLE	212,156	240,810	184,623	177,051	197,531	198,647	212,987	176,957	228,320	220,070	203,693	210,353
SHEEP	496,364	577,889	377,661	358,528	400,868	404,071	414,386	365,319	428,209	409,043	387,866	511,553
PIGS	208,172	197,850	212,406	201,017	216,604	222,183	230,063	206,657	232,614	217,941	204,324	214,371

