

MSMS DATA
- Nov. 2013 to Oct. 2014 -

TOTAL SLAUGHTERS

PROVINCE	Nov '13			Dec '13			Jan '14			Feb '14		
	Cattle	Sheep	Pigs	Cattle	Sheep	Pigs	Cattle	Sheep	Pigs	Cattle	Sheep	Pigs
EASTERN CAPE	13,082	58,213	13,475	15,329	83,013	18,753	13,155	42,865	11,874	14,117	42,428	12,094
FREESTATE	48,701	76,587	16,784	57,968	107,731	21,231	40,412	71,662	17,198	40,264	58,675	15,299
GAUTENG	31,705	67,059	85,851	39,041	82,083	92,219	27,460	48,457	97,550	27,483	49,371	91,969
KWAZULU NATAL	25,820	10,509	31,408	35,857	14,994	30,456	22,720	6,688	33,094	21,364	7,493	28,808
LIMPOPO	11,049	1,442	4,203	16,443	2,080	5,185	10,836	1,305	4,634	9,292	1,462	4,050
MPUMALANGA	48,638	10,457	12,690	56,650	13,111	10,063	44,407	7,219	12,113	43,278	7,549	10,672
NORTHERN CAPE	19,924	177,508	5,631	25,484	206,242	6,218	17,554	129,433	6,138	15,996	141,788	5,880
NORTH WEST	17,532	5,154	7,148	19,788	6,538	7,879	15,641	4,673	6,941	14,230	4,358	6,910
WESTERN CAPE	15,618	127,784	29,607	14,226	176,117	33,681	14,043	83,948	31,267	12,593	90,914	31,252
TOTAL	232,069	534,713	206,797	280,786	691,909	225,685	206,228	396,250	220,809	198,617	404,038	206,934

PROVINCE	Mar '14			Apr '14			May '14			Jun '14		
	Cattle	Sheep	Pigs	Cattle	Sheep	Pigs	Cattle	Sheep	Pigs	Cattle	Sheep	Pigs
EASTERN CAPE	14,519	40,556	12,046	14,727	49,016	13,285	15,265	44,451	13,024	14,940	45,677	13,137
FREESTATE	44,803	68,651	17,534	43,267	74,747	17,411	43,096	69,431	15,858	38,621	69,655	16,789
GAUTENG	29,158	55,502	102,752	29,854	64,368	98,665	27,053	60,913	96,554	28,882	48,906	104,141
KWAZULU NATAL	25,614	7,577	30,805	26,906	8,764	31,595	26,575	8,268	34,098	25,646	9,178	31,243
LIMPOPO	10,760	1,327	4,040	11,248	1,286	4,406	10,905	1,398	4,698	10,831	1,592	4,262
MPUMALANGA	47,054	7,796	11,157	47,663	7,987	12,265	48,510	7,684	12,070	47,120	7,730	12,323
NORTHERN CAPE	17,913	146,901	6,476	15,708	171,465	6,481	17,415	139,462	6,241	16,388	121,325	6,478
NORTH WEST	16,837	4,367	6,329	16,812	4,407	6,766	16,123	4,010	6,680	16,186	3,886	6,104
WESTERN CAPE	14,547	93,438	36,580	13,631	102,779	39,361	12,961	85,071	43,235	13,287	80,496	40,974
TOTAL	221,205	426,115	227,719	219,816	484,819	230,235	217,903	420,688	232,458	211,901	388,445	235,451

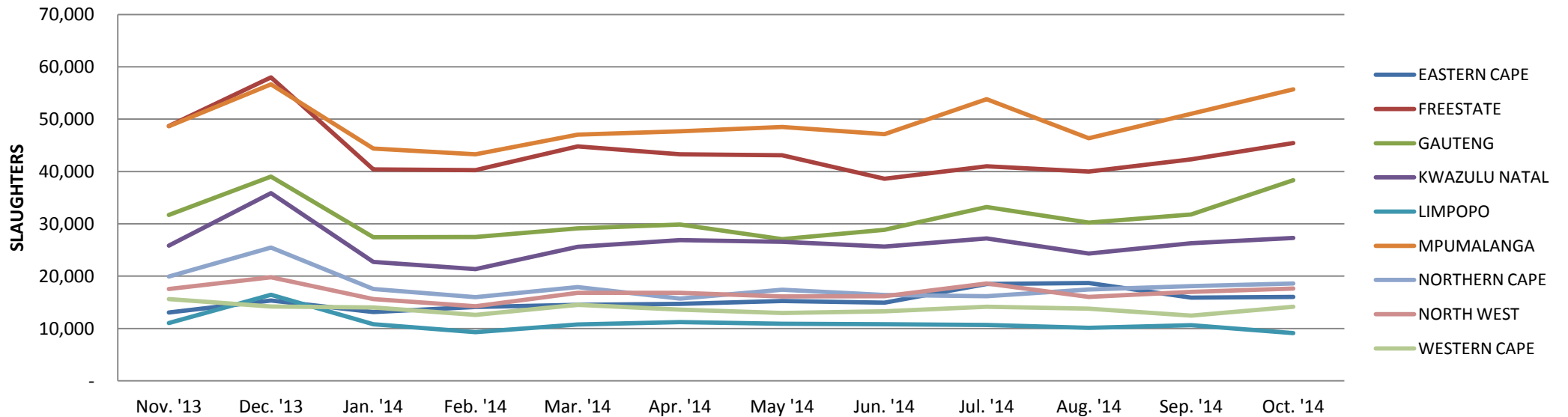
PROVINCE	Jul '14			Aug '14			Sep '14			Oct '14		
	Cattle	Sheep	Pigs	Cattle	Sheep	Pigs	Cattle	Sheep	Pigs	Cattle	Sheep	Pigs
EASTERN CAPE	18,494	53,733	13,927	18,685	38,760	12,999	15,910	41,807	13,835	16,060	41,816	15,039
FREESTATE	40,986	68,570	17,158	39,999	55,991	15,331	42,342	57,768	17,725	45,426	64,308	17,422
GAUTENG	33,229	45,415	103,855	30,257	39,802	94,685	31,780	51,826	102,901	38,346	66,104	85,753
KWAZULU NATAL	27,209	10,070	35,370	24,323	9,554	31,834	26,283	9,213	32,093	27,287	10,817	33,785
LIMPOPO	10,703	1,673	4,988	10,128	1,515	4,731	10,625	1,621	4,496	9,125	1,587	4,400
MPUMALANGA	53,833	7,746	15,292	46,365	7,308	14,234	51,036	9,194	16,040	55,681	7,973	15,789
NORTHERN CAPE	16,195	156,773	6,887	17,456	125,694	6,183	18,119	139,204	6,451	18,605	192,714	6,533
NORTH WEST	18,604	4,624	7,204	16,060	4,605	5,770	17,001	5,038	5,993	17,660	5,530	6,674
WESTERN CAPE	14,176	93,466	45,688	13,817	84,467	37,630	12,465	104,829	37,049	14,151	123,530	42,104
TOTAL	233,429	442,070	250,369	217,090	367,696	223,397	225,561	420,500	236,583	242,341	514,379	227,499

PROVINCE	Total		
	Cattle	Sheep	Pigs
EASTERN CAPE	184,283	582,335	163,488
FREESTATE	525,885	843,776	205,740
GAUTENG	374,248	679,806	1,156,895
KWAZULU NATAL	315,604	113,125	384,589
LIMPOPO	131,945	18,288	54,093
MPUMALANGA	590,235	101,754	154,708
NORTHERN CAPE	216,757	1,848,509	75,597
NORTH WEST	202,474	57,190	80,398
WESTERN CAPE	165,515	1,246,839	448,428
TOTAL	2,706,946	5,491,622	2,723,936

CATTLE BY PROVINCE

MONTH	Nov. '13	Dec. '13	Jan. '14	Feb. '14	Mar. '14	Apr. '14	May '14	Jun. '14	Jul. '14	Aug. '14	Sep. '14	Oct. '14
EASTERN CAPE	13,082	15,329	13,155	14,117	14,519	14,727	15,265	14,940	18,494	18,685	15,910	16,060
FREESTATE	48,701	57,968	40,412	40,264	44,803	43,267	43,096	38,621	40,986	39,999	42,342	45,426
GAUTENG	31,705	39,041	27,460	27,483	29,158	29,854	27,053	28,882	33,229	30,257	31,780	38,346
KWAZULU NATAL	25,820	35,857	22,720	21,364	25,614	26,906	26,575	25,646	27,209	24,323	26,283	27,287
LIMPOPO	11,049	16,443	10,836	9,292	10,760	11,248	10,905	10,831	10,703	10,128	10,625	9,125
MPUMALANGA	48,638	56,650	44,407	43,278	47,054	47,663	48,510	47,120	53,833	46,365	51,036	55,681
NORTHERN CAPE	19,924	25,484	17,554	15,996	17,913	15,708	17,415	16,388	16,195	17,456	18,119	18,605
NORTH WEST	17,532	19,788	15,641	14,230	16,837	16,812	16,123	16,186	18,604	16,060	17,001	17,660
WESTERN CAPE	15,618	14,226	14,043	12,593	14,547	13,631	12,961	13,287	14,176	13,817	12,465	14,151
TOTAL	232,069	280,786	206,228	198,617	221,205	219,816	217,903	211,901	233,429	217,090	225,561	242,341

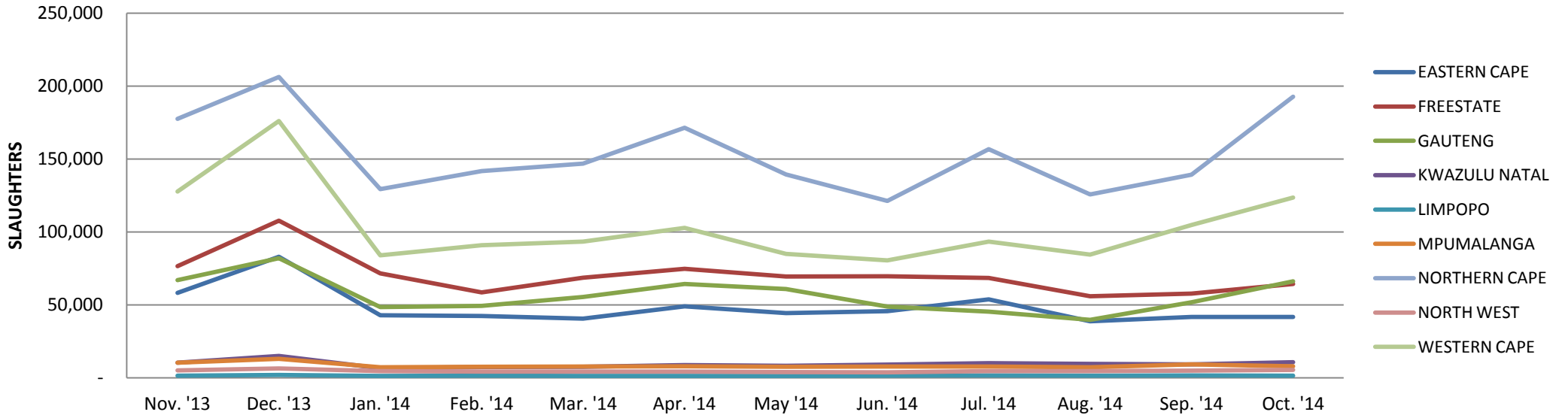
CATTLE BY PROVINCE



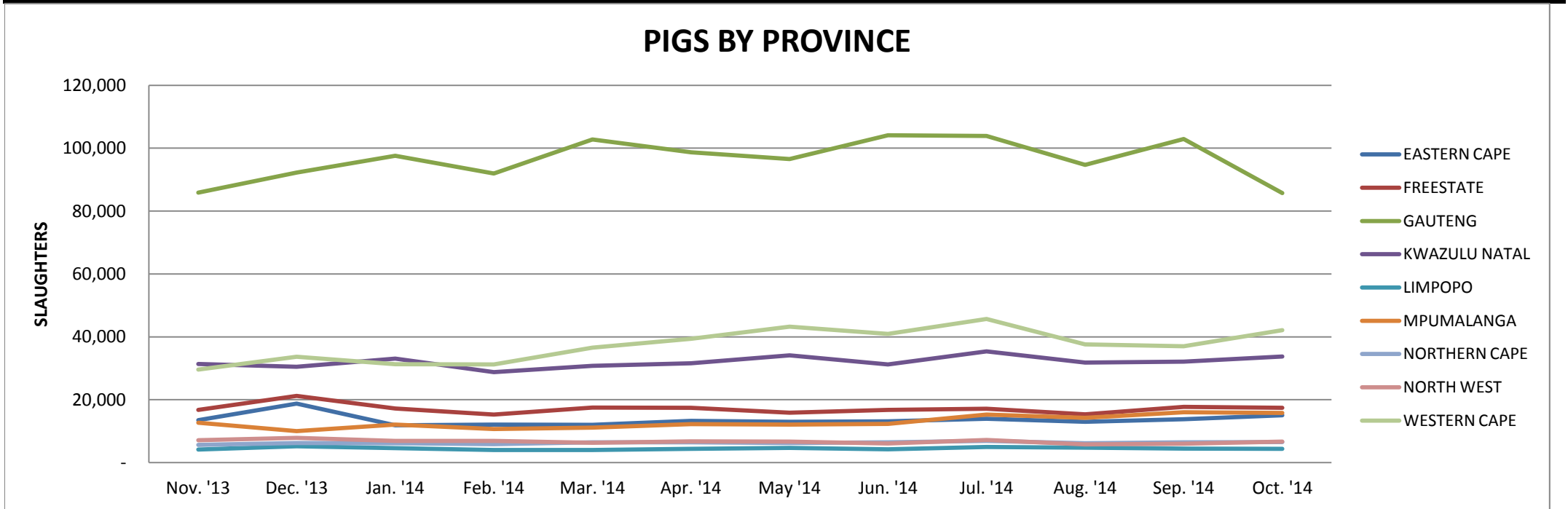
SHEEP BY PROVINCE

MONTH	Nov. '13	Dec. '13	Jan. '14	Feb. '14	Mar. '14	Apr. '14	May '14	Jun. '14	Jul. '14	Aug. '14	Sep. '14	Oct. '14
EASTERN CAPE	58,213	83,013	42,865	42,428	40,556	49,016	44,451	45,677	53,733	38,760	41,807	41,816
FREESTATE	76,587	107,731	71,662	58,675	68,651	74,747	69,431	69,655	68,570	55,991	57,768	64,308
GAUTENG	67,059	82,083	48,457	49,371	55,502	64,368	60,913	48,906	45,415	39,802	51,826	66,104
KWAZULU NATAL	10,509	14,994	6,688	7,493	7,577	8,764	8,268	9,178	10,070	9,554	9,213	10,817
LIMPOPO	1,442	2,080	1,305	1,462	1,327	1,286	1,398	1,592	1,673	1,515	1,621	1,587
MPUMALANGA	10,457	13,111	7,219	7,549	7,796	7,987	7,684	7,730	7,746	7,308	9,194	7,973
NORTHERN CAPE	177,508	206,242	129,433	141,788	146,901	171,465	139,462	121,325	156,773	125,694	139,204	192,714
NORTH WEST	5,154	6,538	4,673	4,358	4,367	4,407	4,010	3,886	4,624	4,605	5,038	5,530
WESTERN CAPE	127,784	176,117	83,948	90,914	93,438	102,779	85,071	80,496	93,466	84,467	104,829	123,530
TOTAL	534,713	691,909	396,250	404,038	426,115	484,819	420,688	388,445	442,070	367,696	420,500	514,379

SHEEP BY PROVINCE



PIGS BY PROVINCE												
MONTH	Nov. '13	Dec. '13	Jan. '14	Feb. '14	Mar. '14	Apr. '14	May '14	Jun. '14	Jul. '14	Aug. '14	Sep. '14	Oct. '14
EASTERN CAPE	13,475	18,753	11,874	12,094	12,046	13,285	13,024	13,137	13,927	12,999	13,835	15,039
FREESTATE	16,784	21,231	17,198	15,299	17,534	17,411	15,858	16,789	17,158	15,331	17,725	17,422
GAUTENG	85,851	92,219	97,550	91,969	102,752	98,665	96,554	104,141	103,855	94,685	102,901	85,753
KWAZULU NATAL	31,408	30,456	33,094	28,808	30,805	31,595	34,098	31,243	35,370	31,834	32,093	33,785
LIMPOPO	4,203	5,185	4,634	4,050	4,040	4,406	4,698	4,262	4,988	4,731	4,496	4,400
MPUMALANGA	12,690	10,063	12,113	10,672	11,157	12,265	12,070	12,323	15,292	14,234	16,040	15,789
NORTHERN CAPE	5,631	6,218	6,138	5,880	6,476	6,481	6,241	6,478	6,887	6,183	6,451	6,533
NORTH WEST	7,148	7,879	6,941	6,910	6,329	6,766	6,680	6,104	7,204	5,770	5,993	6,674
WESTERN CAPE	29,607	33,681	31,267	31,252	36,580	39,361	43,235	40,974	45,688	37,630	37,049	42,104
TOTAL	206,797	225,685	220,809	206,934	227,719	230,235	232,458	235,451	250,369	223,397	236,583	227,499



SLAUGHTERS BY SPECIES												
MONTH	Nov. '13	Dec. '13	Jan. '14	Feb. '14	Mar. '14	Apr. '14	May '14	Jun. '14	Jul. '14	Aug. '14	Sep. '14	Oct. '14
CATTLE	232,069	280,786	206,228	198,617	221,205	219,816	217,903	211,901	233,429	217,090	225,561	242,341
SHEEP	534,713	691,909	396,250	404,038	426,115	484,819	420,688	388,445	442,070	367,696	420,500	514,379
PIGS	206,797	225,685	220,809	206,934	227,719	230,235	232,458	235,451	250,369	223,397	236,583	227,499

