

**MSMS DATA**  
- Nov. 2017 to Oct. 2018

<b>TOTAL SLAUGHTERS</b>												
PROVINCE	Nov '17				Dec '17				Jan '18			
	Cattle	Sheep	Goats	Pigs	Cattle	Sheep	Goats	Pigs	Cattle	Sheep	Goats	Pigs
EASTERN CAPE	12,875	37,836	-	16,460	20,106	63,992	-	18,410	12,644	25,389	-	11,637
FREESTATE	47,308	79,184	-	18,762	54,707	79,045	-	17,869	37,781	57,246	-	17,720
GAUTENG	46,977	58,391	-	102,880	51,730	66,443	-	94,740	35,437	40,200	-	111,688
KWAZULU NATAL	25,254	13,594	-	30,365	31,329	15,345	-	29,928	19,256	6,718	-	34,723
LIMPOPO	12,808	1,960	3	4,064	18,041	2,894	11	4,328	10,766	1,708	2	4,245
MPUMALANGA	50,864	9,245	8	14,813	57,429	10,539	-	14,942	44,278	6,450	-	11,724
NORTHERN CAPE	19,597	156,368	2	8,685	21,620	197,502	-	8,138	13,604	123,898	-	8,716
NORTH WEST	20,833	4,581	-	5,655	23,657	5,439	-	5,243	18,243	3,554	-	5,173
WESTERN CAPE	11,058	114,264	2	53,053	11,194	133,455	8	52,195	9,588	69,610	2	49,081
<b>TOTAL</b>	<b>247,574</b>	<b>475,423</b>	<b>15</b>	<b>254,737</b>	<b>289,813</b>	<b>574,654</b>	<b>19</b>	<b>245,793</b>	<b>201,597</b>	<b>334,773</b>	<b>4</b>	<b>254,707</b>

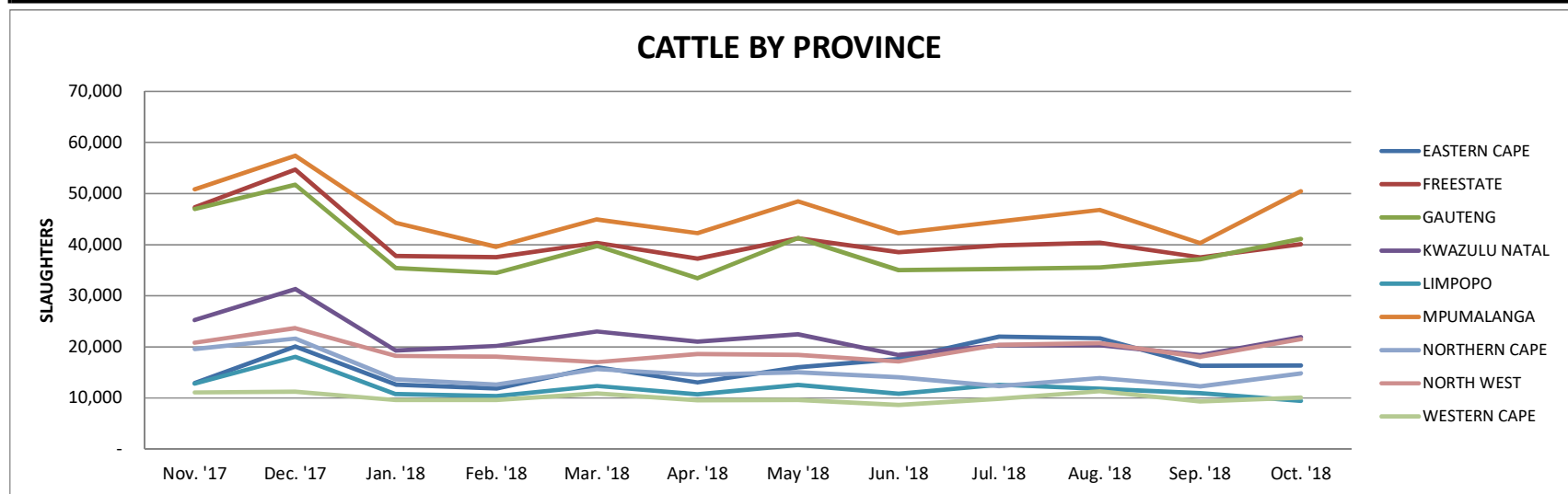
PROVINCE	Feb '18				Mar '18				Apr '18			
	Cattle	Sheep	Goats	Pigs	Cattle	Sheep	Goats	Pigs	Cattle	Sheep	Goats	Pigs
EASTERN CAPE	11,849	26,265	21	14,026	16,053	36,936	214	15,694	13,013	31,976	232	15,627
FREESTATE	37,570	56,563	-	15,294	40,357	64,933	-	18,212	37,267	62,342	-	19,683
GAUTENG	34,491	49,708	-	98,223	39,755	51,941	20	108,150	33,439	49,727	13	101,939
KWAZULU NATAL	20,177	7,231	-	30,000	23,011	8,326	-	33,860	21,007	7,467	-	32,620
LIMPOPO	10,349	1,539	23	3,693	12,352	1,761	22	4,036	10,730	1,453	8	4,741
MPUMALANGA	39,590	6,705	-	9,752	44,929	7,611	-	11,950	42,258	6,320	-	15,688
NORTHERN CAPE	12,612	117,109	6	7,758	15,613	157,275	26	7,487	14,555	133,605	11	6,786
NORTH WEST	18,109	3,483	-	4,763	17,011	3,610	3	4,589	18,599	3,090	3	4,121
WESTERN CAPE	9,606	66,703	-	45,066	10,880	82,664	-	52,463	9,558	65,414	-	47,589
<b>TOTAL</b>	<b>194,353</b>	<b>335,306</b>	<b>50</b>	<b>228,575</b>	<b>219,961</b>	<b>415,057</b>	<b>285</b>	<b>256,441</b>	<b>200,426</b>	<b>361,394</b>	<b>267</b>	<b>248,794</b>

PROVINCE	May '18				Jun '18				Jul '18			
	Cattle	Sheep	Goats	Pigs	Cattle	Sheep	Goats	Pigs	Cattle	Sheep	Goats	Pigs
EASTERN CAPE	15,983	29,649	1	17,233	17,634	28,645	68	15,583	22,005	28,645	-	16,445
FREESTATE	41,246	65,359	-	23,897	38,545	63,903	-	20,612	39,837	61,431	-	21,309
GAUTENG	41,306	67,461	13	108,771	35,034	48,562	1,299	92,731	35,268	44,758	19	103,230
KWAZULU NATAL	22,441	8,024	26	41,072	18,398	8,291	-	33,710	20,317	7,543	-	35,871
LIMPOPO	12,513	1,212	16	5,681	10,820	1,246	22	4,636	12,567	1,544	25	5,531
MPUMALANGA	48,494	6,757	2	17,178	42,254	6,665	1	14,222	44,535	5,971	-	15,497
NORTHERN CAPE	15,015	146,650	5	8,520	14,023	117,507	6	8,248	12,327	126,526	8	8,623
NORTH WEST	18,419	2,739	29	5,045	17,111	2,783	3	4,196	20,396	2,879	-	4,295
WESTERN CAPE	9,633	68,405	1	63,970	8,650	55,764	1	51,458	9,825	58,115	-	53,756
<b>TOTAL</b>	<b>225,050</b>	<b>396,256</b>	<b>93</b>	<b>291,367</b>	<b>202,469</b>	<b>333,366</b>	<b>1,400</b>	<b>245,396</b>	<b>217,077</b>	<b>337,412</b>	<b>52</b>	<b>264,557</b>

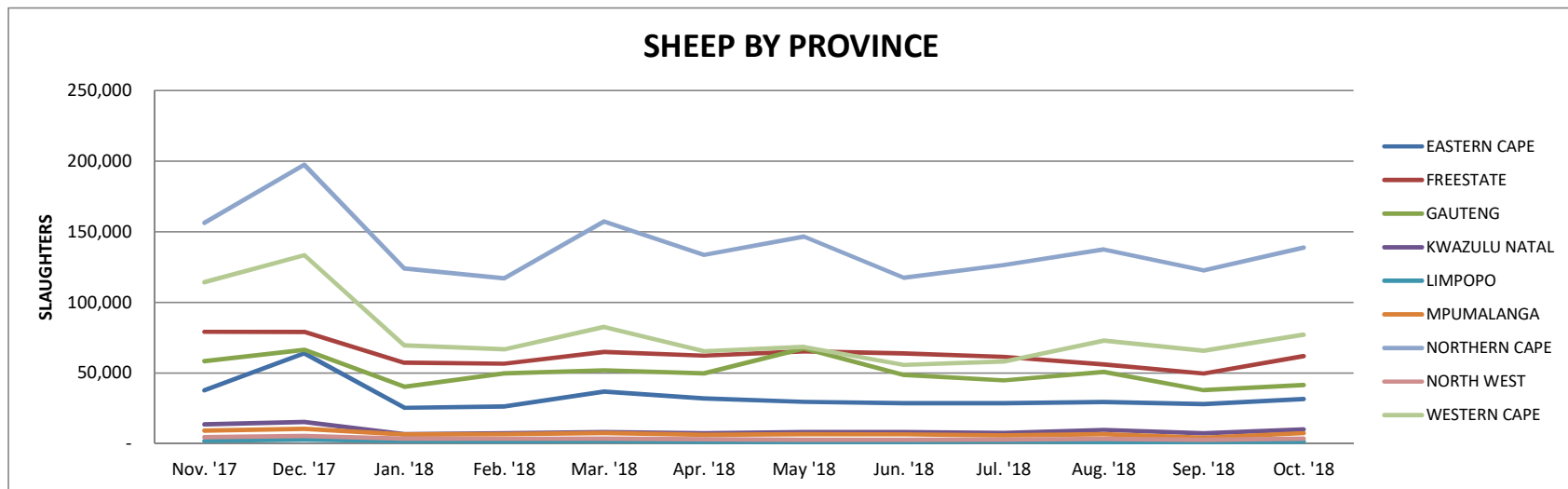
PROVINCE	Aug '18				Sep '18				Oct '18			
	Cattle	Sheep	Goats	Pigs	Cattle	Sheep	Goats	Pigs	Cattle	Sheep	Goats	Pigs
EASTERN CAPE	21,695	29,406	1	16,046	16,321	27,916	-	13,033	16,352	31,635	-	17,223
FREESTATE	40,403	56,123	-	19,981	37,538	49,637	-	18,124	40,069	62,032	-	22,586
GAUTENG	35,531	50,761	1	103,281	37,166	37,848	2	90,425	41,108	41,470	-	104,403
KWAZULU NATAL	20,311	9,778	-	35,110	18,364	7,331	-	32,357	21,925	10,087	-	37,366
LIMPOPO	11,819	1,163	36	5,093	10,943	1,176	21	4,850	9,419	1,432	4	3,499
MPUMALANGA	46,803	6,771	1	15,135	40,289	4,232	2	13,869	50,475	7,441	-	14,863
NORTHERN CAPE	13,911	137,427	3	8,808	12,265	122,717	5	7,715	14,788	138,884	6	8,814
NORTH WEST	20,706	3,216	8	4,854	18,021	2,663	-	4,563	21,523	3,586	6	2,202
WESTERN CAPE	11,315	72,889	7	59,164	9,319	65,741	-	48,397	10,082	77,116	-	50,395
<b>TOTAL</b>	<b>222,494</b>	<b>367,534</b>	<b>57</b>	<b>267,472</b>	<b>200,226</b>	<b>319,261</b>	<b>30</b>	<b>233,333</b>	<b>225,741</b>	<b>373,683</b>	<b>16</b>	<b>261,351</b>

PROVINCE	Total			
	Cattle	Sheep	Goats	Pigs
EASTERN CAPE	196,530	398,290	537	187,417
FREESTATE	492,628	757,798	-	234,049
GAUTENG	467,242	607,270	1,367	1,220,461
KWAZULU NATAL	261,790	109,735	26	406,982
LIMPOPO	143,127	19,088	193	54,397
MPUMALANGA	552,198	84,707	14	169,633
NORTHERN CAPE	179,930	1,675,468	78	98,298
NORTH WEST	232,628	41,623	52	54,699
WESTERN CAPE	120,708	930,140	21	626,587
<b>TOTAL</b>	<b>2,646,781</b>	<b>4,624,119</b>	<b>2,288</b>	<b>3,052,523</b>

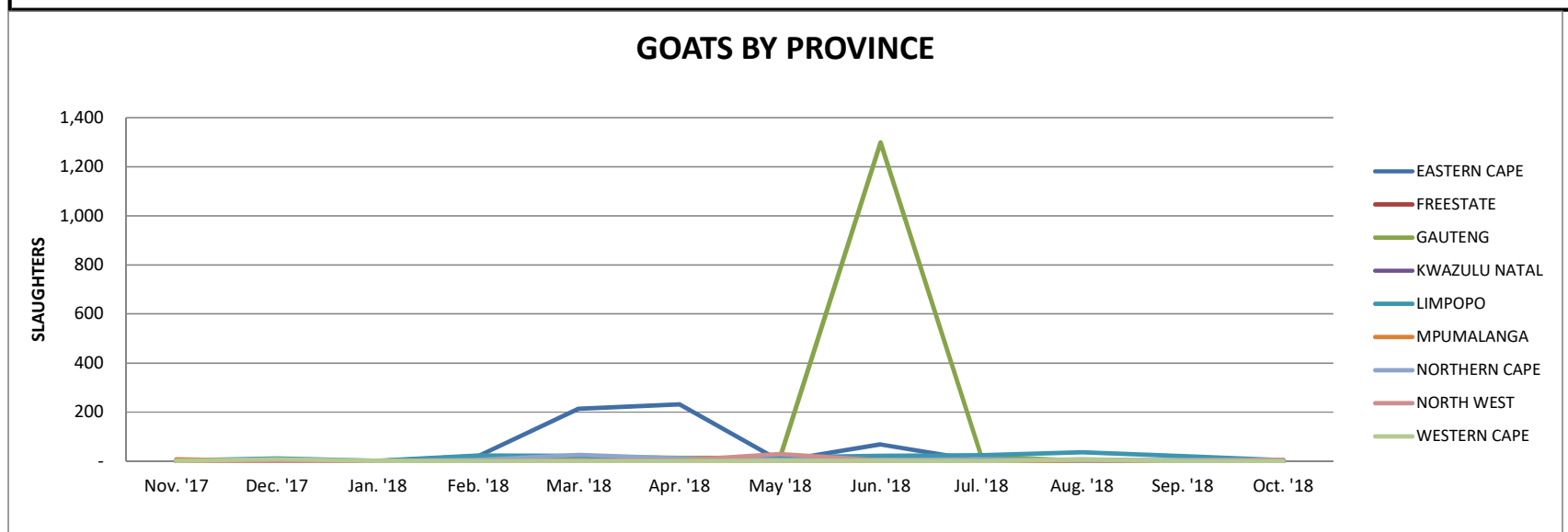
CATTLE BY PROVINCE												
MONTH	Nov. '17	Dec. '17	Jan. '18	Feb. '18	Mar. '18	Apr. '18	May '18	Jun. '18	Jul. '18	Aug. '18	Sep. '18	Oct. '18
EASTERN CAPE	12,875	20,106	12,644	11,849	16,053	13,013	15,983	17,634	22,005	21,695	16,321	16,352
FREESTATE	47,308	54,707	37,781	37,570	40,357	37,267	41,246	38,545	39,837	40,403	37,538	40,069
GAUTENG	46,977	51,730	35,437	34,491	39,755	33,439	41,306	35,034	35,268	35,531	37,166	41,108
KWAZULU NATAL	25,254	31,329	19,256	20,177	23,011	21,007	22,441	18,398	20,317	20,311	18,364	21,925
LIMPOPO	12,808	18,041	10,766	10,349	12,352	10,730	12,513	10,820	12,567	11,819	10,943	9,419
MPUMALANGA	50,864	57,429	44,278	39,590	44,929	42,258	48,494	42,254	44,535	46,803	40,289	50,475
NORTHERN CAPE	19,597	21,620	13,604	12,612	15,613	14,555	15,015	14,023	12,327	13,911	12,265	14,788
NORTH WEST	20,833	23,657	18,243	18,109	17,011	18,599	18,419	17,111	20,396	20,706	18,021	21,523
WESTERN CAPE	11,058	11,194	9,588	9,606	10,880	9,558	9,633	8,650	9,825	11,315	9,319	10,082
<b>TOTAL</b>	<b>247,574</b>	<b>289,813</b>	<b>201,597</b>	<b>194,353</b>	<b>219,961</b>	<b>200,426</b>	<b>225,050</b>	<b>202,469</b>	<b>217,077</b>	<b>222,494</b>	<b>200,226</b>	<b>225,741</b>



SHEEP BY PROVINCE												
MONTH	Nov. '17	Dec. '17	Jan. '18	Feb. '18	Mar. '18	Apr. '18	May '18	Jun. '18	Jul. '18	Aug. '18	Sep. '18	Oct. '18
EASTERN CAPE	37,836	63,992	25,389	26,265	36,936	31,976	29,649	28,645	28,645	29,406	27,916	31,635
FREESTATE	79,184	79,045	57,246	56,563	64,933	62,342	65,359	63,903	61,431	56,123	49,637	62,032
GAUTENG	58,391	66,443	40,200	49,708	51,941	49,727	67,461	48,562	44,758	50,761	37,848	41,470
KWAZULU NATAL	13,594	15,345	6,718	7,231	8,326	7,467	8,024	8,291	7,543	9,778	7,331	10,087
LIMPOPO	1,960	2,894	1,708	1,539	1,761	1,453	1,212	1,246	1,544	1,163	1,176	1,432
MPUMALANGA	9,245	10,539	6,450	6,705	7,611	6,320	6,757	6,665	5,971	6,771	4,232	7,441
NORTHERN CAPE	156,368	197,502	123,898	117,109	157,275	133,605	146,650	117,507	126,526	137,427	122,717	138,884
NORTH WEST	4,581	5,439	3,554	3,483	3,610	3,090	2,739	2,783	2,879	3,216	2,663	3,586
WESTERN CAPE	114,264	133,455	69,610	66,703	82,664	65,414	68,405	55,764	58,115	72,889	65,741	77,116
<b>TOTAL</b>	<b>475,423</b>	<b>574,654</b>	<b>334,773</b>	<b>335,306</b>	<b>415,057</b>	<b>361,394</b>	<b>396,256</b>	<b>333,366</b>	<b>337,412</b>	<b>367,534</b>	<b>319,261</b>	<b>373,683</b>



GOATS BY PROVINCE												
MONTH	Nov. '17	Dec. '17	Jan. '18	Feb. '18	Mar. '18	Apr. '18	May '18	Jun. '18	Jul. '18	Aug. '18	Sep. '18	Oct. '18
EASTERN CAPE	-	-	-	21	214	232	1	68	-	1	-	-
FREESTATE	-	-	-	-	-	-	-	-	-	-	-	-
GAUTENG	-	-	-	-	20	13	13	1,299	19	1	2	-
KWAZULU NATAL	-	-	-	-	-	-	26	-	-	-	-	-
LIMPOPO	3	11	2	23	22	8	16	22	25	36	21	4
MPUMALANGA	8	-	-	-	-	-	2	1	-	1	2	-
NORTHERN CAPE	2	-	-	6	26	11	5	6	8	3	5	6
NORTH WEST	-	-	-	-	3	3	29	3	-	8	-	6
WESTERN CAPE	2	8	2	-	-	-	1	1	-	7	-	-
<b>TOTAL</b>	<b>15</b>	<b>19</b>	<b>4</b>	<b>50</b>	<b>285</b>	<b>267</b>	<b>93</b>	<b>1,400</b>	<b>52</b>	<b>57</b>	<b>30</b>	<b>16</b>



PIGS BY PROVINCE												
MONTH	Nov. '17	Dec. '17	Jan. '18	Feb. '18	Mar. '18	Apr. '18	May '18	Jun. '18	Jul. '18	Aug. '18	Sep. '18	Oct. '18
EASTERN CAPE	16,460	18,410	11,637	14,026	15,694	15,627	17,233	15,583	16,445	16,046	13,033	17,223
FREESTATE	18,762	17,869	17,720	15,294	18,212	19,683	23,897	20,612	21,309	19,981	18,124	22,586
GAUTENG	102,880	94,740	111,688	98,223	108,150	101,939	108,771	92,731	103,230	103,281	90,425	104,403
KWAZULU NATAL	30,365	29,928	34,723	30,000	33,860	32,620	41,072	33,710	35,871	35,110	32,357	37,366
LIMPOPO	4,064	4,328	4,245	3,693	4,036	4,741	5,681	4,636	5,531	5,093	4,850	3,499
MPUMALANGA	14,813	14,942	11,724	9,752	11,950	15,688	17,178	14,222	15,497	15,135	13,869	14,863
NORTHERN CAPE	8,685	8,138	8,716	7,758	7,487	6,786	8,520	8,248	8,623	8,808	7,715	8,814
NORTH WEST	5,655	5,243	5,173	4,763	4,589	4,121	5,045	4,196	4,295	4,854	4,563	2,202
WESTERN CAPE	53,053	52,195	49,081	45,066	52,463	47,589	63,970	51,458	53,756	59,164	48,397	50,395
<b>TOTAL</b>	<b>254,737</b>	<b>245,793</b>	<b>254,707</b>	<b>228,575</b>	<b>256,441</b>	<b>248,794</b>	<b>291,367</b>	<b>245,396</b>	<b>264,557</b>	<b>267,472</b>	<b>233,333</b>	<b>261,351</b>

