

**MSMS DATA**  
- Nov. 2016 to Oct. 2017

**TOTAL SLAUGHTERS**

PROVINCE	Nov '16			Dec '16			Jan '17			Feb '17		
	Cattle	Sheep	Pigs	Cattle	Sheep	Pigs	Cattle	Sheep	Pigs	Cattle	Sheep	Pigs
EASTERN CAPE	19,561	49,122	15,240	24,073	78,489	19,848	15,332	27,271	13,817	16,326	35,143	13,514
FREESTATE	49,434	86,054	18,310	57,730	115,146	17,112	39,705	67,145	15,974	39,909	59,632	15,438
GAUTENG	40,557	59,004	95,953	49,302	79,634	94,070	34,034	38,993	100,240	34,546	42,428	93,948
KWAZULU NATAL	26,456	8,387	32,945	40,994	12,868	30,047	21,015	8,332	31,990	21,294	6,833	28,677
LIMPOPO	12,790	1,866	4,871	17,416	3,359	5,163	9,630	1,685	4,144	9,582	1,499	3,657
MPUMALANGA	56,174	9,284	13,206	65,617	10,479	14,238	44,672	6,575	13,159	41,325	5,477	12,432
NORTHERN CAPE	18,959	181,866	18,532	24,930	211,151	8,371	16,473	113,266	7,701	15,552	141,854	7,722
NORTH WEST	23,507	4,333	4,500	28,166	5,714	4,933	19,584	3,774	4,697	18,936	3,207	4,427
WESTERN CAPE	14,562	135,403	40,582	14,354	164,798	50,346	10,439	78,701	36,754	11,173	77,183	35,741
<b>TOTAL</b>	<b>262,000</b>	<b>535,319</b>	<b>244,139</b>	<b>322,582</b>	<b>681,638</b>	<b>244,128</b>	<b>210,884</b>	<b>345,742</b>	<b>228,476</b>	<b>208,643</b>	<b>373,256</b>	<b>215,556</b>

PROVINCE	Mar '17			Apr '17			May '17			Jun '17		
	Cattle	Sheep	Pigs	Cattle	Sheep	Pigs	Cattle	Sheep	Pigs	Cattle	Sheep	Pigs
EASTERN CAPE	20,061	46,162	14,168	15,500	36,097	12,633	18,397	38,285	11,572	19,632	35,678	14,735
FREESTATE	43,615	72,253	19,375	38,366	59,035	16,123	42,758	62,138	19,192	39,704	63,641	16,633
GAUTENG	40,086	50,636	106,039	31,589	48,722	89,323	36,666	60,090	83,733	34,496	49,454	77,462
KWAZULU NATAL	27,637	7,720	32,696	23,547	6,319	28,885	26,657	7,344	31,947	26,800	8,569	29,531
LIMPOPO	11,576	1,715	4,179	10,913	1,488	3,982	12,386	1,628	4,426	11,632	1,509	3,207
MPUMALANGA	49,499	6,184	14,241	41,688	5,447	11,462	48,439	6,863	14,289	45,851	5,998	14,806
NORTHERN CAPE	20,321	170,254	8,977	16,579	132,429	7,759	17,344	102,519	8,962	19,628	137,334	8,747
NORTH WEST	22,411	3,851	3,575	17,050	3,048	4,572	19,518	3,522	5,273	17,615	2,857	4,913
WESTERN CAPE	13,426	107,228	47,306	10,127	85,330	36,353	11,463	89,375	22,807	11,164	77,323	47,661
<b>TOTAL</b>	<b>248,632</b>	<b>466,003</b>	<b>250,556</b>	<b>205,359</b>	<b>377,915</b>	<b>211,092</b>	<b>233,628</b>	<b>371,764</b>	<b>202,201</b>	<b>226,522</b>	<b>382,363</b>	<b>217,695</b>

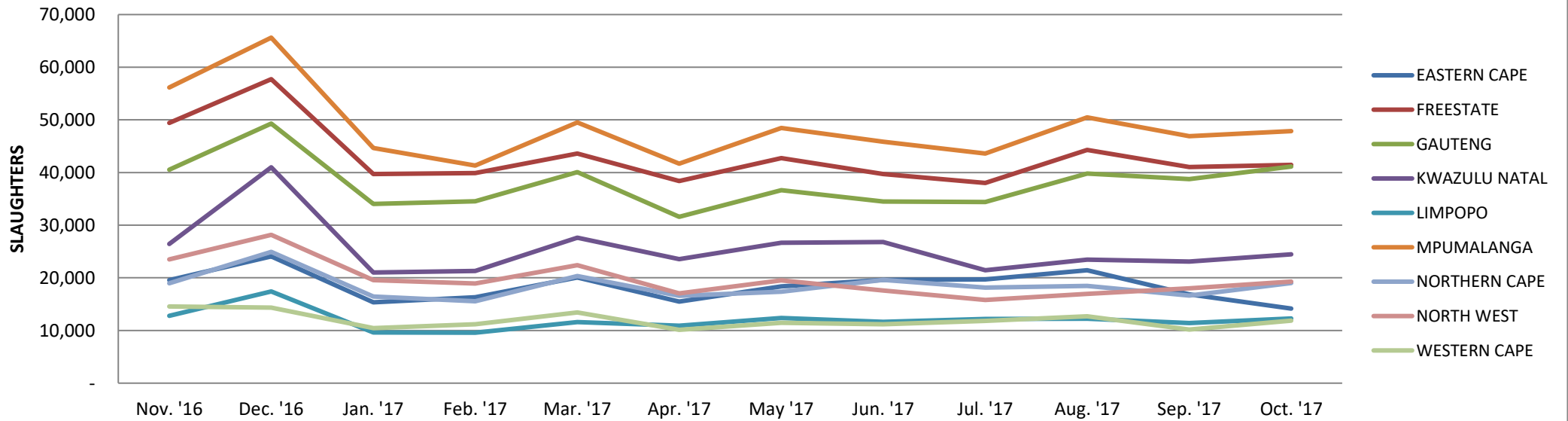
PROVINCE	Jul '17			Aug '17			Sep '17			Oct '17		
	Cattle	Sheep	Pigs	Cattle	Sheep	Pigs	Cattle	Sheep	Pigs	Cattle	Sheep	Pigs
EASTERN CAPE	19,702	34,316	14,991	21,453	34,062	16,423	16,852	30,699	15,342	14,160	31,855	15,608
FREESTATE	38,021	54,580	17,705	44,291	66,206	19,003	41,060	63,315	15,096	41,464	67,255	16,473
GAUTENG	34,398	47,286	94,858	39,814	43,981	91,747	38,772	39,644	97,936	41,114	45,096	99,853
KWAZULU NATAL	21,424	7,640	19,726	23,440	9,848	22,476	23,107	9,029	27,497	24,465	10,475	30,817
LIMPOPO	12,177	1,820	4,188	12,217	1,696	4,383	11,413	1,494	3,476	12,279	1,540	3,830
MPUMALANGA	43,620	6,293	13,200	50,476	7,824	13,846	46,908	7,030	12,398	47,876	7,404	14,384
NORTHERN CAPE	18,165	119,780	8,449	18,454	135,324	8,965	16,621	132,204	8,277	19,026	149,412	8,832
NORTH WEST	15,799	3,125	4,784	16,932	3,337	5,111	18,004	3,142	4,613	19,291	3,782	4,707
WESTERN CAPE	11,837	77,330	39,788	12,712	89,199	47,776	10,178	95,027	45,470	11,880	99,331	43,398
<b>TOTAL</b>	<b>215,143</b>	<b>352,170</b>	<b>217,689</b>	<b>239,789</b>	<b>391,477</b>	<b>229,730</b>	<b>222,915</b>	<b>381,584</b>	<b>230,105</b>	<b>231,555</b>	<b>416,150</b>	<b>237,902</b>

PROVINCE	Total		
	Cattle	Sheep	Pigs
EASTERN CAPE	221,049	477,179	177,891
FREESTATE	516,057	836,400	206,434
GAUTENG	455,374	604,968	1,125,162
KWAZULU NATAL	306,836	103,364	347,234
LIMPOPO	144,011	21,299	49,506
MPUMALANGA	582,145	84,858	161,661
NORTHERN CAPE	222,052	1,727,393	111,294
NORTH WEST	236,813	43,692	56,105
WESTERN CAPE	143,315	1,176,228	493,982
<b>TOTAL</b>	<b>2,827,652</b>	<b>5,075,381</b>	<b>2,729,269</b>

### CATTLE BY PROVINCE

MONTH	Nov. '16	Dec. '16	Jan. '17	Feb. '17	Mar. '17	Apr. '17	May '17	Jun. '17	Jul. '17	Aug. '17	Sep. '17	Oct. '17
EASTERN CAPE	19,561	24,073	15,332	16,326	20,061	15,500	18,397	19,632	19,702	21,453	16,852	14,160
FREESTATE	49,434	57,730	39,705	39,909	43,615	38,366	42,758	39,704	38,021	44,291	41,060	41,464
GAUTENG	40,557	49,302	34,034	34,546	40,086	31,589	36,666	34,496	34,398	39,814	38,772	41,114
KWAZULU NATAL	26,456	40,994	21,015	21,294	27,637	23,547	26,657	26,800	21,424	23,440	23,107	24,465
LIMPOPO	12,790	17,416	9,630	9,582	11,576	10,913	12,386	11,632	12,177	12,217	11,413	12,279
MPUMALANGA	56,174	65,617	44,672	41,325	49,499	41,688	48,439	45,851	43,620	50,476	46,908	47,876
NORTHERN CAPE	18,959	24,930	16,473	15,552	20,321	16,579	17,344	19,628	18,165	18,454	16,621	19,026
NORTH WEST	23,507	28,166	19,584	18,936	22,411	17,050	19,518	17,615	15,799	16,932	18,004	19,291
WESTERN CAPE	14,562	14,354	10,439	11,173	13,426	10,127	11,463	11,164	11,837	12,712	10,178	11,880
<b>TOTAL</b>	<b>262,000</b>	<b>322,582</b>	<b>210,884</b>	<b>208,643</b>	<b>248,632</b>	<b>205,359</b>	<b>233,628</b>	<b>226,522</b>	<b>215,143</b>	<b>239,789</b>	<b>222,915</b>	<b>231,555</b>

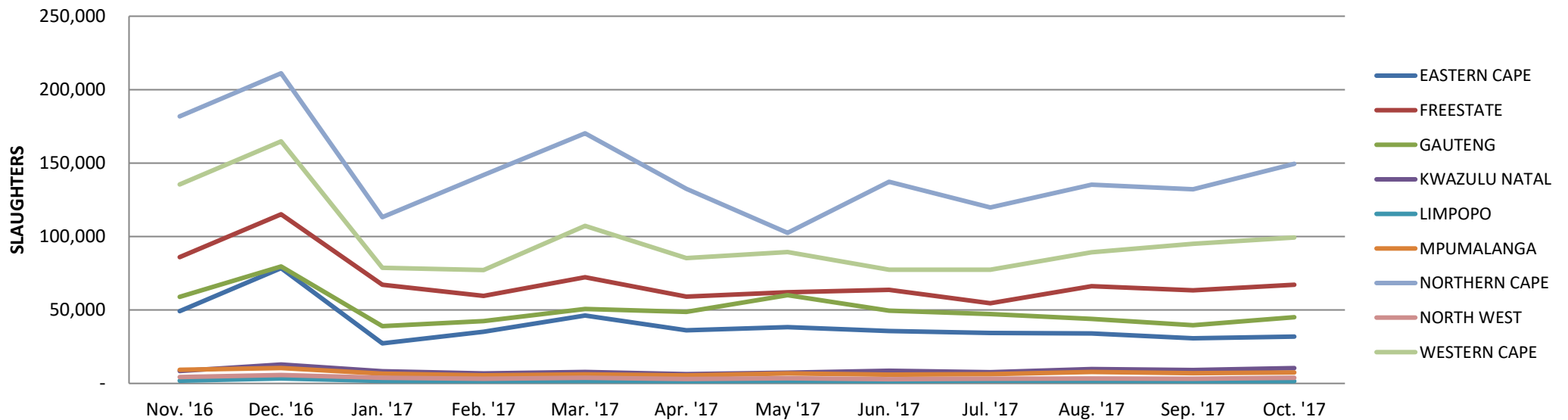
### CATTLE BY PROVINCE



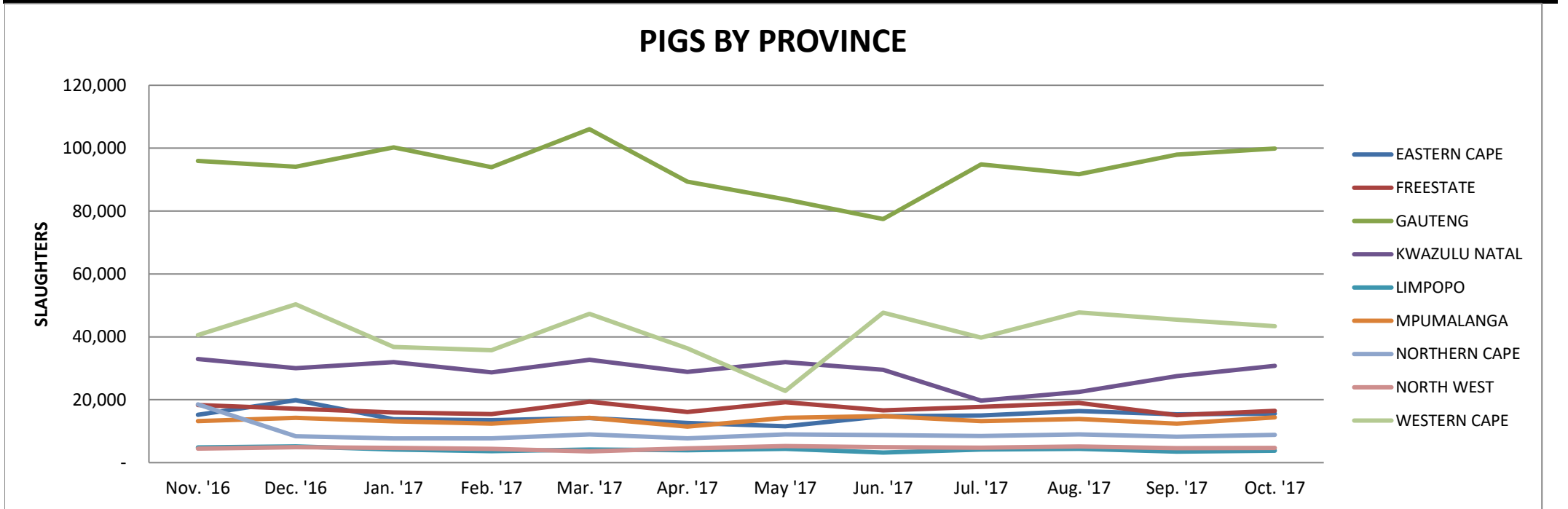
### SHEEP BY PROVINCE

MONTH	Nov. '16	Dec. '16	Jan. '17	Feb. '17	Mar. '17	Apr. '17	May '17	Jun. '17	Jul. '17	Aug. '17	Sep. '17	Oct. '17
EASTERN CAPE	49,122	78,489	27,271	35,143	46,162	36,097	38,285	35,678	34,316	34,062	30,699	31,855
FREESTATE	86,054	115,146	67,145	59,632	72,253	59,035	62,138	63,641	54,580	66,206	63,315	67,255
GAUTENG	59,004	79,634	38,993	42,428	50,636	48,722	60,090	49,454	47,286	43,981	39,644	45,096
KWAZULU NATAL	8,387	12,868	8,332	6,833	7,720	6,319	7,344	8,569	7,640	9,848	9,029	10,475
LIMPOPO	1,866	3,359	1,685	1,499	1,715	1,488	1,628	1,509	1,820	1,696	1,494	1,540
MPUMALANGA	9,284	10,479	6,575	5,477	6,184	5,447	6,863	5,998	6,293	7,824	7,030	7,404
NORTHERN CAPE	181,866	211,151	113,266	141,854	170,254	132,429	102,519	137,334	119,780	135,324	132,204	149,412
NORTH WEST	4,333	5,714	3,774	3,207	3,851	3,048	3,522	2,857	3,125	3,337	3,142	3,782
WESTERN CAPE	135,403	164,798	78,701	77,183	107,228	85,330	89,375	77,323	77,330	89,199	95,027	99,331
<b>TOTAL</b>	<b>535,319</b>	<b>681,638</b>	<b>345,742</b>	<b>373,256</b>	<b>466,003</b>	<b>377,915</b>	<b>371,764</b>	<b>382,363</b>	<b>352,170</b>	<b>391,477</b>	<b>381,584</b>	<b>416,150</b>

### SHEEP BY PROVINCE



PIGS BY PROVINCE												
MONTH	Nov. '16	Dec. '16	Jan. '17	Feb. '17	Mar. '17	Apr. '17	May '17	Jun. '17	Jul. '17	Aug. '17	Sep. '17	Oct. '17
EASTERN CAPE	15,240	19,848	13,817	13,514	14,168	12,633	11,572	14,735	14,991	16,423	15,342	15,608
FREESTATE	18,310	17,112	15,974	15,438	19,375	16,123	19,192	16,633	17,705	19,003	15,096	16,473
GAUTENG	95,953	94,070	100,240	93,948	106,039	89,323	83,733	77,462	94,858	91,747	97,936	99,853
KWAZULU NATAL	32,945	30,047	31,990	28,677	32,696	28,885	31,947	29,531	19,726	22,476	27,497	30,817
LIMPOPO	4,871	5,163	4,144	3,657	4,179	3,982	4,426	3,207	4,188	4,383	3,476	3,830
MPUMALANGA	13,206	14,238	13,159	12,432	14,241	11,462	14,289	14,806	13,200	13,846	12,398	14,384
NORTHERN CAPE	18,532	8,371	7,701	7,722	8,977	7,759	8,962	8,747	8,449	8,965	8,277	8,832
NORTH WEST	4,500	4,933	4,697	4,427	3,575	4,572	5,273	4,913	4,784	5,111	4,613	4,707
WESTERN CAPE	40,582	50,346	36,754	35,741	47,306	36,353	22,807	47,661	39,788	47,776	45,470	43,398
<b>TOTAL</b>	<b>244,139</b>	<b>244,128</b>	<b>228,476</b>	<b>215,556</b>	<b>250,556</b>	<b>211,092</b>	<b>202,201</b>	<b>217,695</b>	<b>217,689</b>	<b>229,730</b>	<b>230,105</b>	<b>237,902</b>



**SLAUGHTERS BY SPECIES**

MONTH	Nov. '16	Dec. '16	Jan. '17	Feb. '17	Mar. '17	Apr. '17	May '17	Jun. '17	Jul. '17	Aug. '17	Sep. '17	Oct. '17
CATTLE	262,000	322,582	210,884	208,643	248,632	205,359	233,628	226,522	215,143	239,789	222,915	231,555
SHEEP	535,319	681,638	345,742	373,256	466,003	377,915	371,764	382,363	352,170	391,477	381,584	416,150
PIGS	244,139	244,128	228,476	215,556	250,556	211,092	202,201	217,695	217,689	229,730	230,105	237,902

**SLAUGHTERS BY SPECIES**

