

MSMS DATA
- Nov. 2018 to Oct. 2019 -

TOTAL SLAUGHTERS												
PROVINCE	Nov '18				Dec '18				Jan '19			
	Cattle	Sheep	Goats	Pigs	Cattle	Sheep	Goats	Pigs	Cattle	Sheep	Goats	Pigs
EASTERN CAPE	15,675	40,618	6	16,503	17,089	62,192	-	20,307	14,351	30,557	-	11,908
FREESTATE	46,206	63,874	-	18,920	51,552	83,293	-	19,471	38,731	53,708	-	20,123
GAUTENG	44,089	49,064	2	102,206	44,267	63,151	1	91,742	38,605	49,254	-	111,226
KWAZULU NATAL	22,756	12,819	-	33,785	26,603	16,867	-	32,699	15,963	7,315	-	27,257
LIMPOPO	12,640	1,416	6	4,806	18,538	2,594	1	5,615	10,417	1,325	9	4,260
MPUMALANGA	48,469	9,327	4	15,242	53,495	9,626	1	15,364	36,293	6,884	1	14,704
NORTHERN CAPE	15,420	160,709	1	8,382	17,941	184,234	5	7,537	12,826	124,133	5	7,661
NORTH WEST	21,488	4,158	13	5,333	23,503	4,125	13	4,827	17,724	3,376	-	3,607
WESTERN CAPE	10,961	108,219	40	58,457	10,438	132,530	2	51,819	7,662	76,638	2	51,307
TOTAL	237,704	450,204	72	263,634	263,426	558,612	23	249,381	192,572	353,190	17	252,053

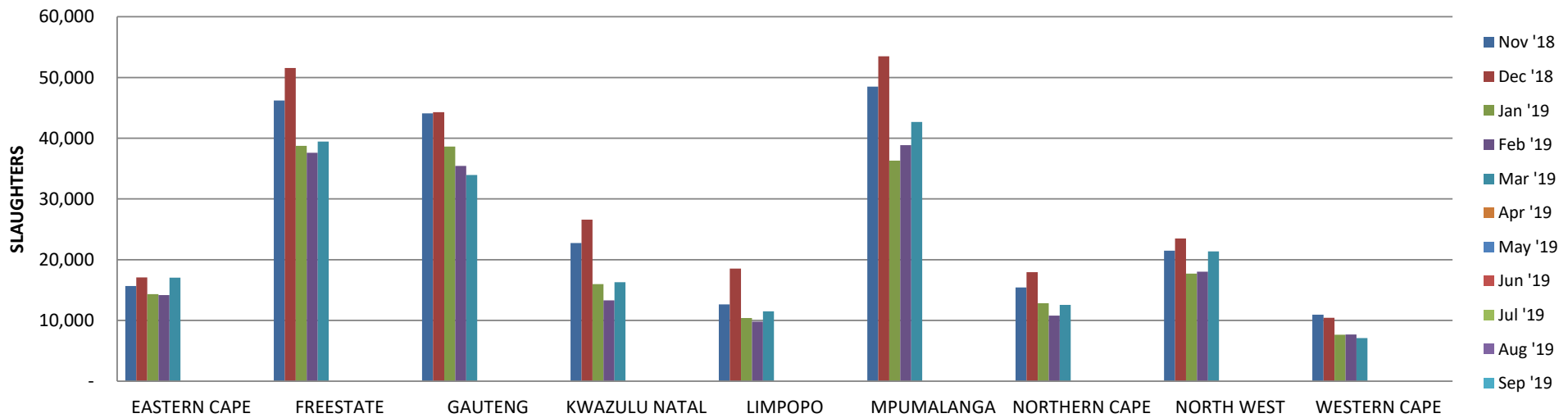
PROVINCE	Feb '19				Mar '19				Apr '19			
	Cattle	Sheep	Goats	Pigs	Cattle	Sheep	Goats	Pigs	Cattle	Sheep	Goats	Pigs
EASTERN CAPE	14,172	26,197	-	13,169	17,050	35,545	-	10,647	-	-	-	-
FREESTATE	37,586	53,960	-	17,027	39,456	58,915	-	16,549	-	-	-	-
GAUTENG	35,443	48,028	-	102,160	33,944	43,270	-	102,813	-	-	-	-
KWAZULU NATAL	13,327	9,031	-	34,158	16,310	8,320	-	33,894	-	-	-	-
LIMPOPO	9,820	1,298	3	4,137	11,510	1,397	23	3,406	-	-	-	-
MPUMALANGA	38,862	6,073	15	13,805	42,685	6,078	-	13,096	-	-	-	-
NORTHERN CAPE	10,781	107,072	-	8,618	12,569	119,803	-	9,772	-	-	-	-
NORTH WEST	18,015	3,818	-	3,497	21,381	2,690	1	5,524	-	-	-	-
WESTERN CAPE	7,699	58,636	3	48,425	7,114	54,661	24	51,500	-	-	-	-
TOTAL	185,705	314,113	21	244,996	202,019	330,679	48	247,201	-	-	-	-

PROVINCE	Total			
	Cattle	Sheep	Goats	Pigs
EASTERN CAPE	78,337	195,109	6	72,534
FREESTATE	213,531	313,750	-	92,090
GAUTENG	196,348	252,767	3	510,147
KWAZULU NATAL	94,959	54,352	-	161,793
LIMPOPO	62,925	8,030	42	22,224
MPUMALANGA	219,804	37,988	21	72,211
NORTHERN CAPE	69,537	695,951	11	41,970
NORTH WEST	102,111	18,167	27	22,788
WESTERN CAPE	43,874	430,684	71	261,508
TOTAL	1,081,426	2,006,798	181	1,257,265

CATTLE BY PROVINCE

MONTH	Nov '18	Dec '18	Jan '19	Feb '19	Mar '19	Apr '19	May '19	Jun '19	Jul '19	Aug '19	Sep '19	Oct '19
EASTERN CAPE	15,675	17,089	14,351	14,172	17,050	-	-	-	-	-	-	-
FREESTATE	46,206	51,552	38,731	37,586	39,456	-	-	-	-	-	-	-
GAUTENG	44,089	44,267	38,605	35,443	33,944	-	-	-	-	-	-	-
KWAZULU NATAL	22,756	26,603	15,963	13,327	16,310	-	-	-	-	-	-	-
LIMPOPO	12,640	18,538	10,417	9,820	11,510	-	-	-	-	-	-	-
MPUMALANGA	48,469	53,495	36,293	38,862	42,685	-	-	-	-	-	-	-
NORTHERN CAPE	15,420	17,941	12,826	10,781	12,569	-	-	-	-	-	-	-
NORTH WEST	21,488	23,503	17,724	18,015	21,381	-	-	-	-	-	-	-
WESTERN CAPE	10,961	10,438	7,662	7,699	7,114	-	-	-	-	-	-	-
TOTAL	237,704	263,426	192,572	185,705	202,019	-	-	-	-	-	-	-

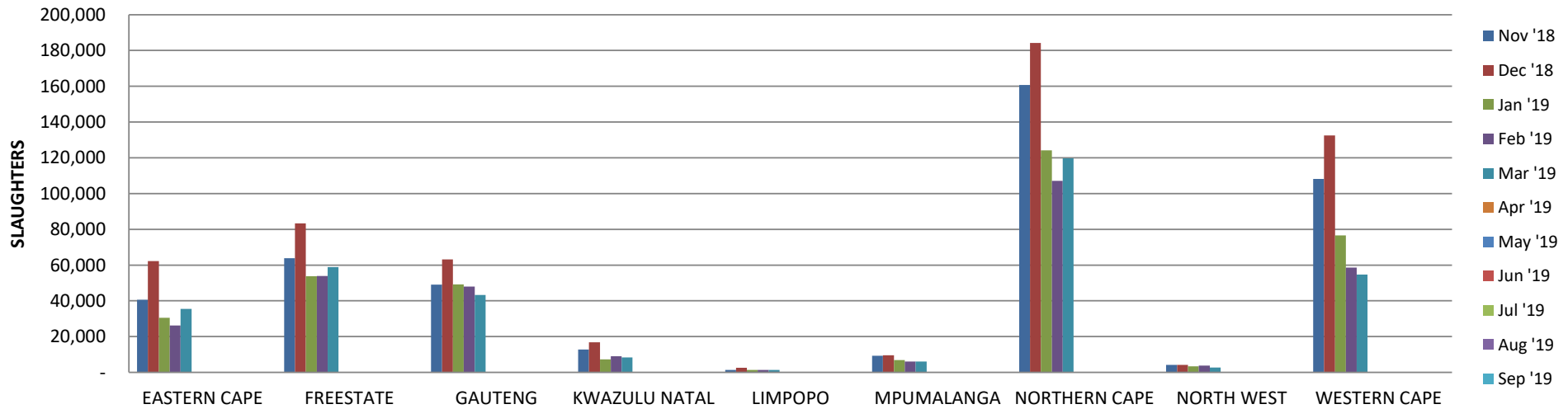
CATTLE BY PROVINCE



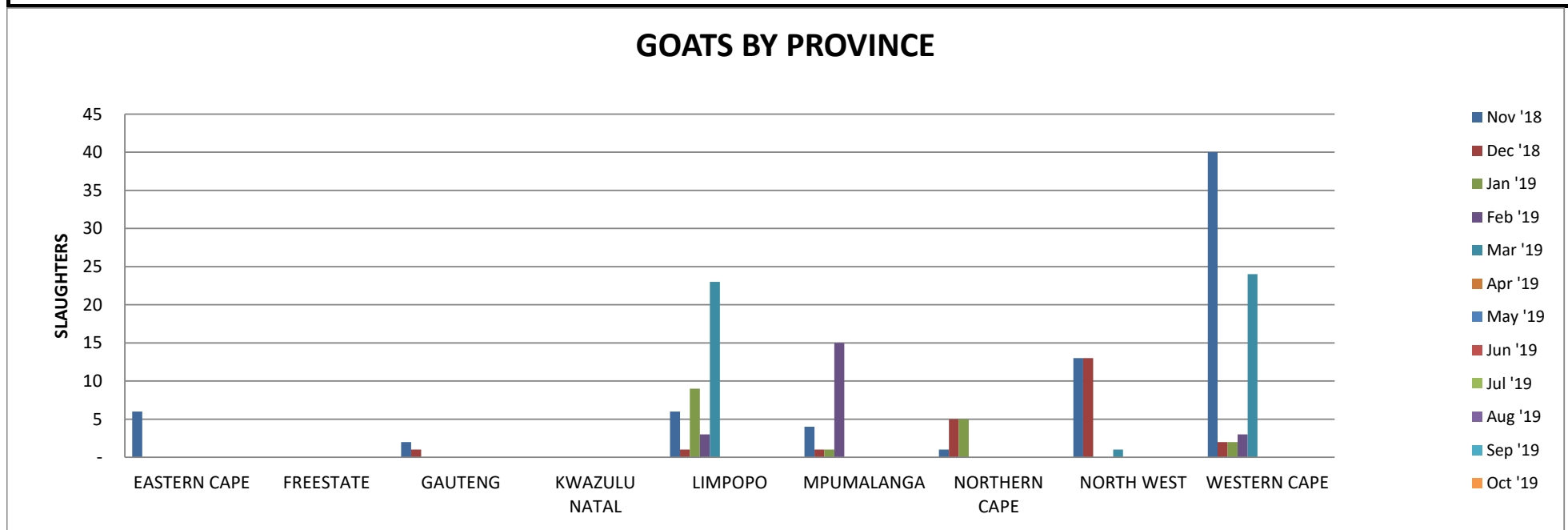
SHEEP BY PROVINCE

MONTH	Nov '18	Dec '18	Jan '19	Feb '19	Mar '19	Apr '19	May '19	Jun '19	Jul '19	Aug '19	Sep '19	Oct '19
EASTERN CAPE	40,618	62,192	30,557	26,197	35,545	-	-	-	-	-	-	-
FREESTATE	63,874	83,293	53,708	53,960	58,915	-	-	-	-	-	-	-
GAUTENG	49,064	63,151	49,254	48,028	43,270	-	-	-	-	-	-	-
KWAZULU NATAL	12,819	16,867	7,315	9,031	8,320	-	-	-	-	-	-	-
LIMPOPO	1,416	2,594	1,325	1,298	1,397	-	-	-	-	-	-	-
MPUMALANGA	9,327	9,626	6,884	6,073	6,078	-	-	-	-	-	-	-
NORTHERN CAPE	160,709	184,234	124,133	107,072	119,803	-	-	-	-	-	-	-
NORTH WEST	4,158	4,125	3,376	3,818	2,690	-	-	-	-	-	-	-
WESTERN CAPE	108,219	132,530	76,638	58,636	54,661	-	-	-	-	-	-	-
TOTAL	450,204	558,612	353,190	314,113	330,679	-	-	-	-	-	-	-

SHEEP BY PROVINCE



GOATS BY PROVINCE												
MONTH	Nov '18	Dec '18	Jan '19	Feb '19	Mar '19	Apr '19	May '19	Jun '19	Jul '19	Aug '19	Sep '19	Oct '19
EASTERN CAPE	6	-	-	-	-	-	-	-	-	-	-	-
FREESTATE	-	-	-	-	-	-	-	-	-	-	-	-
GAUTENG	2	1	-	-	-	-	-	-	-	-	-	-
KWAZULU NATAL	-	-	-	-	-	-	-	-	-	-	-	-
LIMPOPO	6	1	9	3	23	-	-	-	-	-	-	-
MPUMALANGA	4	1	1	15	-	-	-	-	-	-	-	-
NORTHERN CAPE	1	5	5	-	-	-	-	-	-	-	-	-
NORTH WEST	13	13	-	-	1	-	-	-	-	-	-	-
WESTERN CAPE	40	2	2	3	24	-	-	-	-	-	-	-
TOTAL	72	23	17	21	48	-	-	-	-	-	-	-



PIGS BY PROVINCE												
MONTH	Nov '18	Dec '18	Jan '19	Feb '19	Mar '19	Apr '19	May '19	Jun '19	Jul '19	Aug '19	Sep '19	Oct '19
EASTERN CAPE	16,503	20,307	11,908	13,169	10,647	-	-	-	-	-	-	-
FREESTATE	18,920	19,471	20,123	17,027	16,549	-	-	-	-	-	-	-
GAUTENG	102,206	91,742	111,226	102,160	102,813	-	-	-	-	-	-	-
KWAZULU NATAL	33,785	32,699	27,257	34,158	33,894	-	-	-	-	-	-	-
LIMPOPO	4,806	5,615	4,260	4,137	3,406	-	-	-	-	-	-	-
MPUMALANGA	15,242	15,364	14,704	13,805	13,096	-	-	-	-	-	-	-
NORTHERN CAPE	8,382	7,537	7,661	8,618	9,772	-	-	-	-	-	-	-
NORTH WEST	5,333	4,827	3,607	3,497	5,524	-	-	-	-	-	-	-
WESTERN CAPE	58,457	51,819	51,307	48,425	51,500	-	-	-	-	-	-	-
TOTAL	263,634	249,381	252,053	244,996	247,201	-	-	-	-	-	-	-

