

**MSMS DATA**  
- Nov. 2018 to Oct. 2019 -

TOTAL SLAUGHTERS												
PROVINCE	Nov '18				Dec '18				Jan '19			
	Cattle	Sheep	Goats	Pigs	Cattle	Sheep	Goats	Pigs	Cattle	Sheep	Goats	Pigs
EASTERN CAPE	15,680	40,963	6	16,612	17,100	62,811	-	20,450	14,362	31,197	-	12,015
FREESTATE	46,766	68,813	-	19,014	52,056	90,156	-	19,478	39,105	57,918	-	20,142
GAUTENG	44,089	49,064	2	102,206	44,267	63,151	1	91,742	39,093	49,334	-	111,226
KWAZULU NATAL	22,774	12,819	-	33,785	29,002	16,871	-	32,699	17,781	7,490	-	46,685
LIMPOPO	12,871	1,616	6	5,148	18,726	2,737	1	5,934	10,597	1,491	9	4,578
MPUMALANGA	48,469	9,327	4	15,242	53,495	9,626	1	15,364	36,330	6,907	1	14,742
NORTHERN CAPE	16,211	160,852	1	8,382	19,197	185,225	5	7,537	13,546	125,049	5	7,661
NORTH WEST	23,405	4,158	13	5,333	25,178	4,125	13	4,827	18,513	3,643	-	7,142
WESTERN CAPE	10,962	109,938	40	58,457	10,438	134,377	2	51,819	8,925	80,735	2	52,194
<b>TOTAL</b>	<b>241,227</b>	<b>457,550</b>	<b>72</b>	<b>264,179</b>	<b>269,459</b>	<b>569,079</b>	<b>23</b>	<b>249,850</b>	<b>198,252</b>	<b>363,764</b>	<b>17</b>	<b>276,385</b>

PROVINCE	Feb '19				Mar '19				Apr '19			
	Cattle	Sheep	Goats	Pigs	Cattle	Sheep	Goats	Pigs	Cattle	Sheep	Goats	Pigs
EASTERN CAPE	15,600	29,224	-	13,472	17,339	36,332	-	14,925	15,950	25,850	-	17,043
FREESTATE	37,753	58,962	-	17,119	40,878	62,224	-	16,720	38,995	64,542	-	18,720
GAUTENG	35,443	48,028	-	102,160	37,065	43,380	-	107,416	37,822	44,480	-	115,649
KWAZULU NATAL	14,964	9,636	-	34,318	16,358	8,388	-	36,198	17,942	8,439	-	39,187
LIMPOPO	9,968	1,417	3	4,423	11,520	1,401	23	4,093	12,971	1,629	43	5,373
MPUMALANGA	38,894	6,125	15	13,831	45,324	6,571	-	13,245	43,240	7,180	-	13,722
NORTHERN CAPE	11,592	110,144	-	8,739	13,960	144,531	-	9,867	16,006	150,229	1	8,991
NORTH WEST	18,804	4,086	-	7,141	21,475	2,792	19	5,622	25,495	3,162	18	4,834
WESTERN CAPE	8,961	69,610	3	49,242	7,822	70,203	24	52,377	6,689	75,901	1	51,845
<b>TOTAL</b>	<b>191,979</b>	<b>337,232</b>	<b>21</b>	<b>250,445</b>	<b>211,741</b>	<b>375,822</b>	<b>66</b>	<b>260,463</b>	<b>215,110</b>	<b>381,412</b>	<b>63</b>	<b>275,364</b>

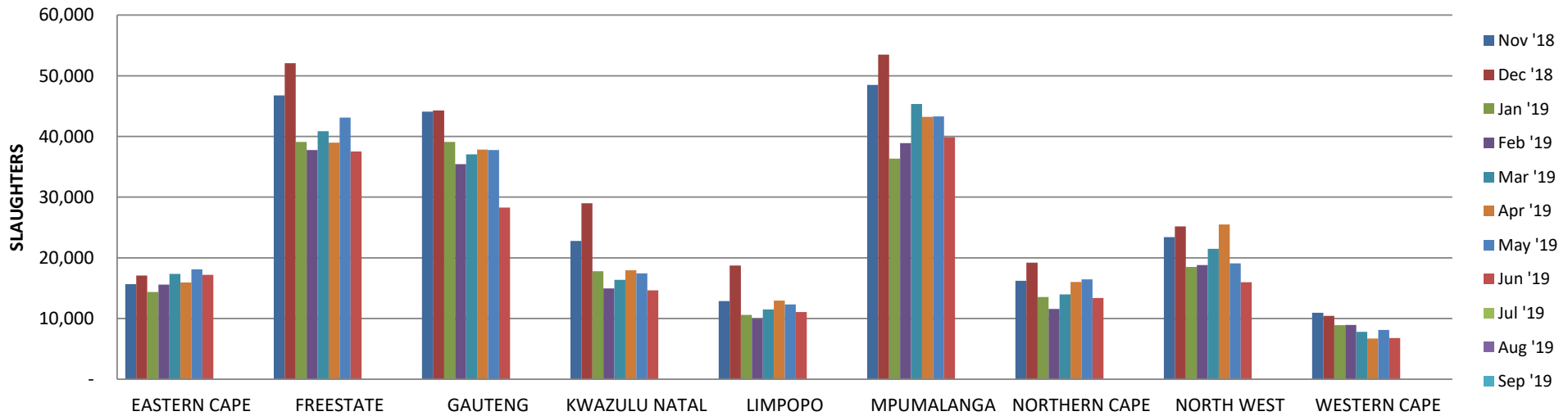


PROVINCE	Total			
	Cattle	Sheep	Goats	Pigs
EASTERN CAPE	131,323	276,978	121	125,691
FREESTATE	336,181	519,509	-	145,156
GAUTENG	303,846	397,921	3	852,336
KWAZULU NATAL	150,907	79,094	-	299,270
LIMPOPO	100,051	13,436	136	39,832
MPUMALANGA	348,920	58,761	62	110,119
NORTHERN CAPE	120,324	1,150,576	15	70,208
NORTH WEST	167,920	26,791	99	44,620
WESTERN CAPE	68,691	678,217	77	426,296
<b>TOTAL</b>	<b>1,728,163</b>	<b>3,201,283</b>	<b>513</b>	<b>2,113,528</b>

### CATTLE BY PROVINCE

MONTH	Nov '18	Dec '18	Jan '19	Feb '19	Mar '19	Apr '19	May '19	Jun '19	Jul '19	Aug '19	Sep '19	Oct '19
EASTERN CAPE	15,680	17,100	14,362	15,600	17,339	15,950	18,097	17,195	-	-	-	-
FREESTATE	46,766	52,056	39,105	37,753	40,878	38,995	43,108	37,520	-	-	-	-
GAUTENG	44,089	44,267	39,093	35,443	37,065	37,822	37,776	28,291	-	-	-	-
KWAZULU NATAL	22,774	29,002	17,781	14,964	16,358	17,942	17,427	14,659	-	-	-	-
LIMPOPO	12,871	18,726	10,597	9,968	11,520	12,971	12,339	11,059	-	-	-	-
MPUMALANGA	48,469	53,495	36,330	38,894	45,324	43,240	43,304	39,864	-	-	-	-
NORTHERN CAPE	16,211	19,197	13,546	11,592	13,960	16,006	16,439	13,373	-	-	-	-
NORTH WEST	23,405	25,178	18,513	18,804	21,475	25,495	19,080	15,970	-	-	-	-
WESTERN CAPE	10,962	10,438	8,925	8,961	7,822	6,689	8,126	6,768	-	-	-	-
<b>TOTAL</b>	<b>241,227</b>	<b>269,459</b>	<b>198,252</b>	<b>191,979</b>	<b>211,741</b>	<b>215,110</b>	<b>215,696</b>	<b>184,699</b>	-	-	-	-

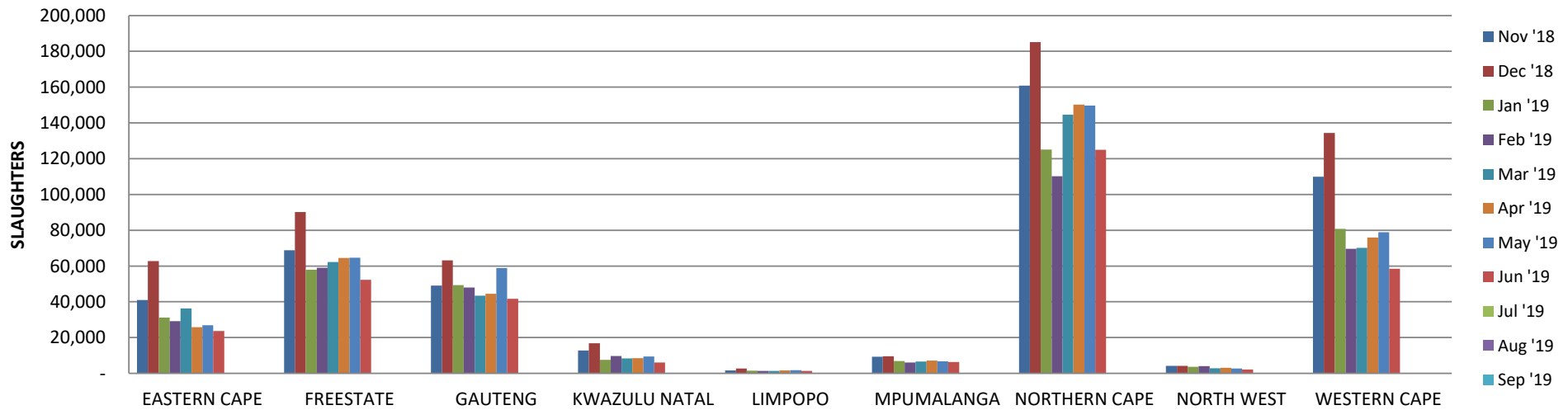
### CATTLE BY PROVINCE



### SHEEP BY PROVINCE

MONTH	Nov '18	Dec '18	Jan '19	Feb '19	Mar '19	Apr '19	May '19	Jun '19	Jul '19	Aug '19	Sep '19	Oct '19
EASTERN CAPE	40,963	62,811	31,197	29,224	36,332	25,850	26,949	23,652	-	-	-	-
FREESTATE	68,813	90,156	57,918	58,962	62,224	64,542	64,605	52,289	-	-	-	-
GAUTENG	49,064	63,151	49,334	48,028	43,380	44,480	58,876	41,608	-	-	-	-
KWAZULU NATAL	12,819	16,871	7,490	9,636	8,388	8,439	9,443	6,008	-	-	-	-
LIMPOPO	1,616	2,737	1,491	1,417	1,401	1,629	1,832	1,313	-	-	-	-
MPUMALANGA	9,327	9,626	6,907	6,125	6,571	7,180	6,695	6,330	-	-	-	-
NORTHERN CAPE	160,852	185,225	125,049	110,144	144,531	150,229	149,633	124,913	-	-	-	-
NORTH WEST	4,158	4,125	3,643	4,086	2,792	3,162	2,708	2,117	-	-	-	-
WESTERN CAPE	109,938	134,377	80,735	69,610	70,203	75,901	78,944	58,509	-	-	-	-
<b>TOTAL</b>	<b>457,550</b>	<b>569,079</b>	<b>363,764</b>	<b>337,232</b>	<b>375,822</b>	<b>381,412</b>	<b>399,685</b>	<b>316,739</b>	-	-	-	-

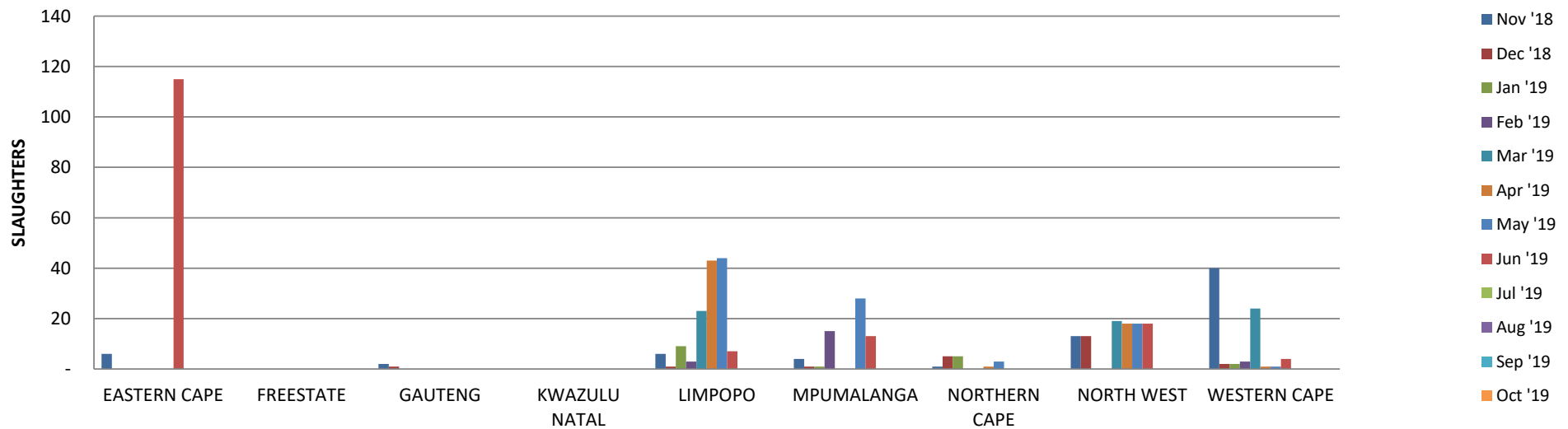
### SHEEP BY PROVINCE



### GOATS BY PROVINCE

MONTH	Nov '18	Dec '18	Jan '19	Feb '19	Mar '19	Apr '19	May '19	Jun '19	Jul '19	Aug '19	Sep '19	Oct '19
EASTERN CAPE	6	-	-	-	-	-	-	115	-	-	-	-
FREESTATE	-	-	-	-	-	-	-	-	-	-	-	-
GAUTENG	2	1	-	-	-	-	-	-	-	-	-	-
KWAZULU NATAL	-	-	-	-	-	-	-	-	-	-	-	-
LIMPOPO	6	1	9	3	23	43	44	7	-	-	-	-
MPUMALANGA	4	1	1	15	-	-	28	13	-	-	-	-
NORTHERN CAPE	1	5	5	-	-	1	3	-	-	-	-	-
NORTH WEST	13	13	-	-	19	18	18	18	-	-	-	-
WESTERN CAPE	40	2	2	3	24	1	1	4	-	-	-	-
<b>TOTAL</b>	<b>72</b>	<b>23</b>	<b>17</b>	<b>21</b>	<b>66</b>	<b>63</b>	<b>94</b>	<b>157</b>	-	-	-	-

### GOATS BY PROVINCE



PIGS BY PROVINCE												
MONTH	Nov '18	Dec '18	Jan '19	Feb '19	Mar '19	Apr '19	May '19	Jun '19	Jul '19	Aug '19	Sep '19	Oct '19
EASTERN CAPE	16,612	20,450	12,015	13,472	14,925	17,043	17,179	13,995	-	-	-	-
FREESTATE	19,014	19,478	20,142	17,119	16,720	18,720	17,811	16,152	-	-	-	-
GAUTENG	102,206	91,742	111,226	102,160	107,416	115,649	120,833	101,104	-	-	-	-
KWAZULU NATAL	33,785	32,699	46,685	34,318	36,198	39,187	40,804	35,594	-	-	-	-
LIMPOPO	5,148	5,934	4,578	4,423	4,093	5,373	5,332	4,951	-	-	-	-
MPUMALANGA	15,242	15,364	14,742	13,831	13,245	13,722	12,193	11,780	-	-	-	-
NORTHERN CAPE	8,382	7,537	7,661	8,739	9,867	8,991	10,105	8,926	-	-	-	-
NORTH WEST	5,333	4,827	7,142	7,141	5,622	4,834	5,121	4,600	-	-	-	-
WESTERN CAPE	58,457	51,819	52,194	49,242	52,377	51,845	62,566	47,796	-	-	-	-
<b>TOTAL</b>	<b>264,179</b>	<b>249,850</b>	<b>276,385</b>	<b>250,445</b>	<b>260,463</b>	<b>275,364</b>	<b>291,944</b>	<b>244,898</b>	-	-	-	-

