

MSMS DATA
- Nov. 2017 to Oct. 2018

TOTAL SLAUGHTERS												
PROVINCE	Nov '17				Dec '17				Jan '18			
	Cattle	Sheep	Goats	Pigs	Cattle	Sheep	Goats	Pigs	Cattle	Sheep	Goats	Pigs
EASTERN CAPE	12,875	37,836	-	16,460	20,106	63,992	-	18,410	12,644	25,389	-	11,637
FREESTATE	47,308	79,184	-	18,762	54,707	79,045	-	17,869	37,781	57,246	-	17,720
GAUTENG	46,977	58,391	-	102,880	51,730	66,443	-	94,740	35,437	40,200	-	111,688
KWAZULU NATAL	25,254	13,594	-	30,365	31,329	15,345	-	29,928	19,256	6,718	-	34,723
LIMPOPO	12,808	1,960	3	4,064	18,041	2,894	11	4,328	10,766	1,708	2	4,245
MPUMALANGA	50,864	9,245	8	14,813	57,429	10,539	-	14,942	44,278	6,450	-	11,724
NORTHERN CAPE	19,597	156,368	2	8,685	21,620	197,502	-	8,138	13,604	123,898	-	8,716
NORTH WEST	20,833	4,581	-	5,655	23,657	5,439	-	5,243	18,243	3,554	-	5,173
WESTERN CAPE	11,058	114,264	2	53,053	11,194	133,455	8	52,195	9,588	69,610	2	49,081
TOTAL	247,574	475,423	15	254,737	289,813	574,654	19	245,793	201,597	334,773	4	254,707

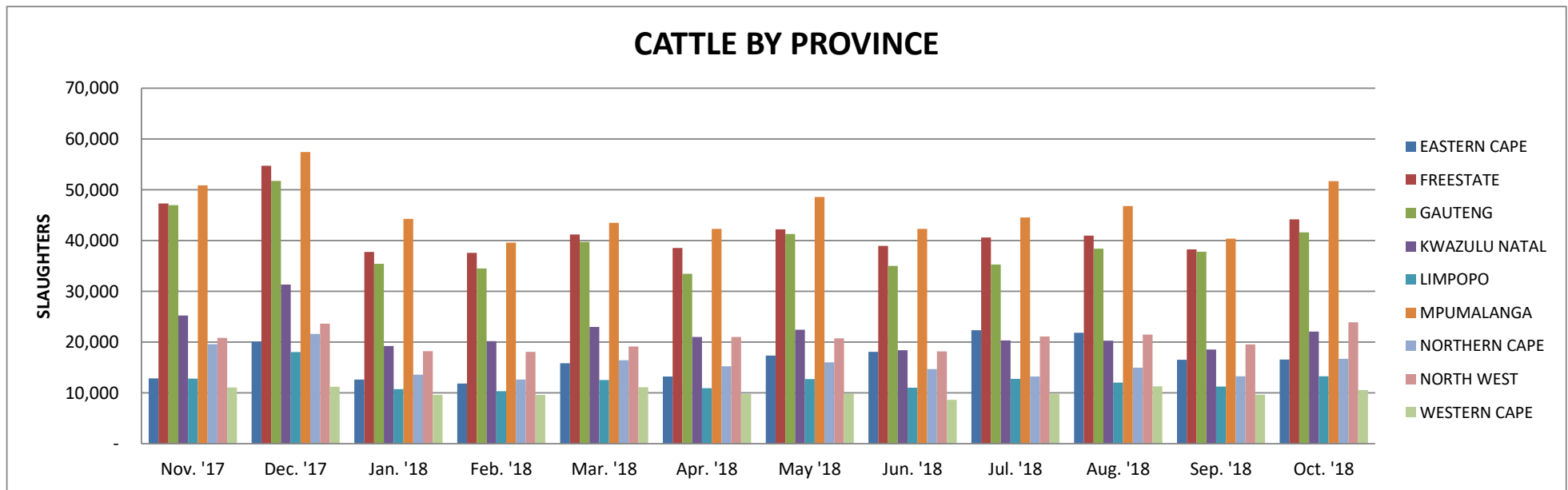
PROVINCE	Feb '18				Mar '18				Apr '18			
	Cattle	Sheep	Goats	Pigs	Cattle	Sheep	Goats	Pigs	Cattle	Sheep	Goats	Pigs
EASTERN CAPE	11,849	26,265	21	14,026	15,823	37,059	214	15,756	13,225	32,241	232	15,661
FREESTATE	37,570	56,563	-	15,294	41,222	70,934	-	18,403	38,521	65,193	-	19,874
GAUTENG	34,491	49,708	-	98,223	39,755	51,941	20	108,150	33,439	51,986	13	101,939
KWAZULU NATAL	20,177	7,231	-	30,000	23,011	8,326	-	33,860	21,007	7,467	-	32,620
LIMPOPO	10,349	1,539	23	3,693	12,548	1,901	22	4,307	10,924	1,609	8	5,268
MPUMALANGA	39,590	6,705	-	9,752	43,508	6,733	-	11,898	42,297	6,356	-	15,688
NORTHERN CAPE	12,612	117,109	6	7,758	16,434	157,414	26	7,487	15,238	134,879	11	6,786
NORTH WEST	18,109	3,483	-	4,763	19,157	3,610	3	4,589	21,009	3,090	3	4,121
WESTERN CAPE	9,606	66,703	-	45,066	11,119	84,454	-	52,463	9,797	67,204	-	47,589
TOTAL	194,353	335,306	50	228,575	222,577	422,372	285	256,913	205,457	370,025	267	249,546

PROVINCE	May '18				Jun '18				Jul '18			
	Cattle	Sheep	Goats	Pigs	Cattle	Sheep	Goats	Pigs	Cattle	Sheep	Goats	Pigs
EASTERN CAPE	17,364	32,253	1	17,272	18,076	28,788	68	15,662	22,333	28,737	-	16,519
FREESTATE	42,199	70,698	-	24,119	38,954	64,692	-	20,835	40,599	61,612	-	21,357
GAUTENG	41,306	69,192	13	108,771	35,034	48,562	1,299	92,731	35,268	44,758	19	103,230
KWAZULU NATAL	22,441	8,024	26	41,072	18,398	8,291	-	33,710	20,317	7,543	-	35,871
LIMPOPO	12,715	1,367	16	6,544	11,016	1,393	22	5,063	12,780	1,689	25	6,100
MPUMALANGA	48,582	6,783	2	17,178	42,316	6,688	1	14,222	44,535	5,971	-	15,497
NORTHERN CAPE	16,022	147,887	5	8,520	14,713	117,714	6	8,248	13,242	126,654	8	8,623
NORTH WEST	20,734	2,739	29	5,045	18,187	2,783	3	4,196	21,114	2,879	-	4,295
WESTERN CAPE	9,872	70,196	1	63,969	8,658	57,162	1	51,453	9,825	59,444	-	53,756
TOTAL	231,235	409,139	93	292,490	205,352	336,073	1,400	246,120	220,013	339,287	52	265,248

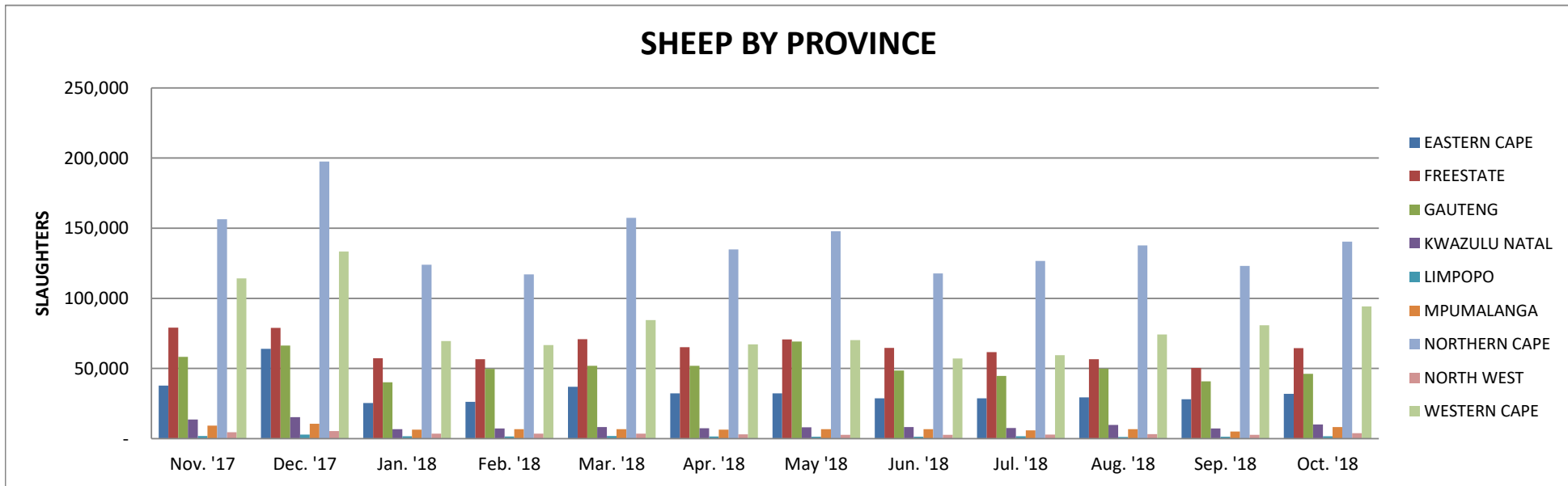
PROVINCE	Aug '18				Sep '18				Oct '18			
	Cattle	Sheep	Goats	Pigs	Cattle	Sheep	Goats	Pigs	Cattle	Sheep	Goats	Pigs
EASTERN CAPE	21,843	29,489	1	16,078	16,537	28,048	-	13,102	16,564	31,994	-	17,303
FREESTATE	40,987	56,641	-	20,092	38,287	50,394	-	18,237	44,198	64,548	-	22,799
GAUTENG	38,387	49,940	1	103,281	37,798	40,813	2	90,425	41,614	46,160	-	103,137
KWAZULU NATAL	20,311	9,778	-	35,110	18,539	7,331	-	32,357	22,078	10,087	-	37,366
LIMPOPO	12,050	1,281	36	5,564	11,239	1,434	21	5,203	13,287	1,660	4	5,980
MPUMALANGA	46,803	6,771	1	15,135	40,366	4,995	2	13,969	51,698	8,184	-	15,037
NORTHERN CAPE	14,959	137,691	3	8,808	13,291	123,086	5	7,715	16,714	140,373	6	8,814
NORTH WEST	21,493	3,216	8	4,854	19,537	2,767	-	4,670	23,910	3,878	6	7,579
WESTERN CAPE	11,307	74,319	7	59,164	9,642	80,731	-	49,155	10,570	94,248	-	51,154
TOTAL	228,140	369,126	57	268,086	205,236	339,599	30	234,833	240,633	401,132	16	269,169

PROVINCE	Total			
	Cattle	Sheep	Goats	Pigs
EASTERN CAPE	199,239	402,091	537	187,886
FREESTATE	502,333	776,750	-	235,361
GAUTENG	471,236	618,094	1,367	1,219,195
KWAZULU NATAL	262,118	109,735	26	406,982
LIMPOPO	148,523	20,435	193	60,359
MPUMALANGA	552,266	85,420	14	169,855
NORTHERN CAPE	188,046	1,680,575	78	98,298
NORTH WEST	245,983	42,019	52	60,183
WESTERN CAPE	122,236	971,790	21	628,098
TOTAL	2,691,980	4,706,909	2,288	3,066,217

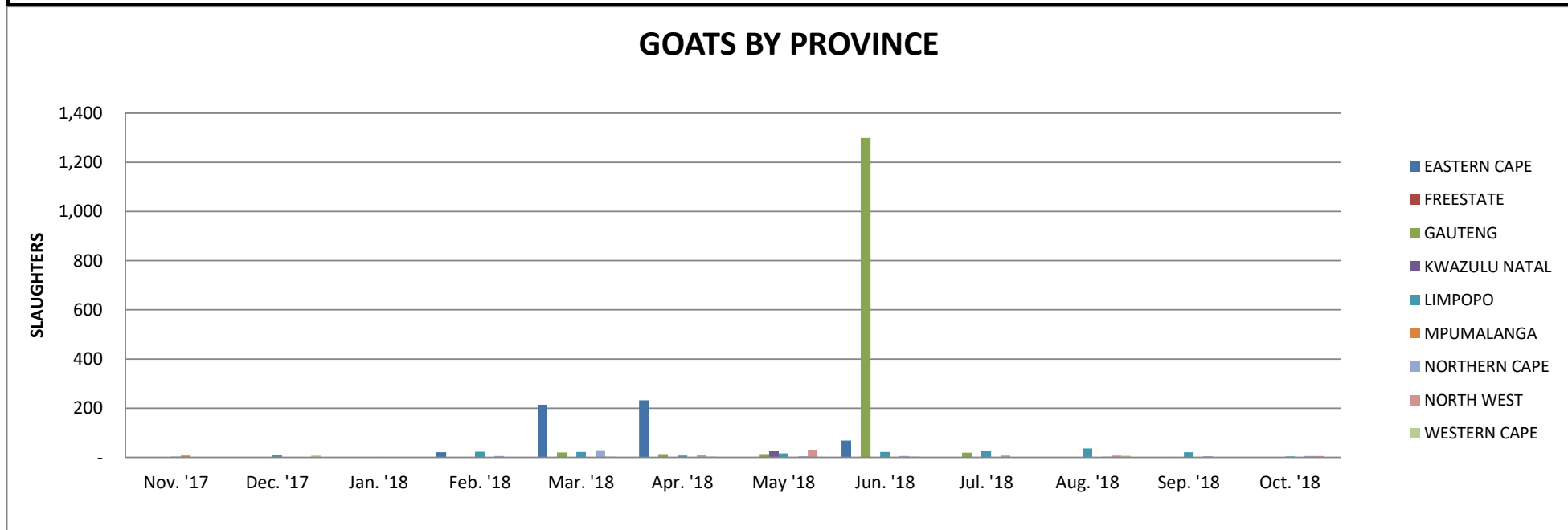
CATTLE BY PROVINCE												
MONTH	Nov. '17	Dec. '17	Jan. '18	Feb. '18	Mar. '18	Apr. '18	May '18	Jun. '18	Jul. '18	Aug. '18	Sep. '18	Oct. '18
EASTERN CAPE	12,875	20,106	12,644	11,849	15,823	13,225	17,364	18,076	22,333	21,843	16,537	16,564
FREESTATE	47,308	54,707	37,781	37,570	41,222	38,521	42,199	38,954	40,599	40,987	38,287	44,198
GAUTENG	46,977	51,730	35,437	34,491	39,755	33,439	41,306	35,034	35,268	38,387	37,798	41,614
KWAZULU NATAL	25,254	31,329	19,256	20,177	23,011	21,007	22,441	18,398	20,317	20,311	18,539	22,078
LIMPOPO	12,808	18,041	10,766	10,349	12,548	10,924	12,715	11,016	12,780	12,050	11,239	13,287
MPUMALANGA	50,864	57,429	44,278	39,590	43,508	42,297	48,582	42,316	44,535	46,803	40,366	51,698
NORTHERN CAPE	19,597	21,620	13,604	12,612	16,434	15,238	16,022	14,713	13,242	14,959	13,291	16,714
NORTH WEST	20,833	23,657	18,243	18,109	19,157	21,009	20,734	18,187	21,114	21,493	19,537	23,910
WESTERN CAPE	11,058	11,194	9,588	9,606	11,119	9,797	9,872	8,658	9,825	11,307	9,642	10,570
TOTAL	247,574	289,813	201,597	194,353	222,577	205,457	231,235	205,352	220,013	228,140	205,236	240,633



SHEEP BY PROVINCE												
MONTH	Nov. '17	Dec. '17	Jan. '18	Feb. '18	Mar. '18	Apr. '18	May '18	Jun. '18	Jul. '18	Aug. '18	Sep. '18	Oct. '18
EASTERN CAPE	37,836	63,992	25,389	26,265	37,059	32,241	32,253	28,788	28,737	29,489	28,048	31,994
FREESTATE	79,184	79,045	57,246	56,563	70,934	65,193	70,698	64,692	61,612	56,641	50,394	64,548
GAUTENG	58,391	66,443	40,200	49,708	51,941	51,986	69,192	48,562	44,758	49,940	40,813	46,160
KWAZULU NATAL	13,594	15,345	6,718	7,231	8,326	7,467	8,024	8,291	7,543	9,778	7,331	10,087
LIMPOPO	1,960	2,894	1,708	1,539	1,901	1,609	1,367	1,393	1,689	1,281	1,434	1,660
MPUMALANGA	9,245	10,539	6,450	6,705	6,733	6,356	6,783	6,688	5,971	6,771	4,995	8,184
NORTHERN CAPE	156,368	197,502	123,898	117,109	157,414	134,879	147,887	117,714	126,654	137,691	123,086	140,373
NORTH WEST	4,581	5,439	3,554	3,483	3,610	3,090	2,739	2,783	2,879	3,216	2,767	3,878
WESTERN CAPE	114,264	133,455	69,610	66,703	84,454	67,204	70,196	57,162	59,444	74,319	80,731	94,248
TOTAL	475,423	574,654	334,773	335,306	422,372	370,025	409,139	336,073	339,287	369,126	339,599	401,132



GOATS BY PROVINCE												
MONTH	Nov. '17	Dec. '17	Jan. '18	Feb. '18	Mar. '18	Apr. '18	May '18	Jun. '18	Jul. '18	Aug. '18	Sep. '18	Oct. '18
EASTERN CAPE	-	-	-	21	214	232	1	68	-	1	-	-
FREESTATE	-	-	-	-	-	-	-	-	-	-	-	-
GAUTENG	-	-	-	-	20	13	13	1,299	19	1	2	-
KWAZULU NATAL	-	-	-	-	-	-	26	-	-	-	-	-
LIMPOPO	3	11	2	23	22	8	16	22	25	36	21	4
MPUMALANGA	8	-	-	-	-	-	2	1	-	1	2	-
NORTHERN CAPE	2	-	-	6	26	11	5	6	8	3	5	6
NORTH WEST	-	-	-	-	3	3	29	3	-	8	-	6
WESTERN CAPE	2	8	2	-	-	-	1	1	-	7	-	-
TOTAL	15	19	4	50	285	267	93	1,400	52	57	30	16



PIGS BY PROVINCE												
MONTH	Nov. '17	Dec. '17	Jan. '18	Feb. '18	Mar. '18	Apr. '18	May '18	Jun. '18	Jul. '18	Aug. '18	Sep. '18	Oct. '18
EASTERN CAPE	16,460	18,410	11,637	14,026	15,756	15,661	17,272	15,662	16,519	16,078	13,102	17,303
FREESTATE	18,762	17,869	17,720	15,294	18,403	19,874	24,119	20,835	21,357	20,092	18,237	22,799
GAUTENG	102,880	94,740	111,688	98,223	108,150	101,939	108,771	92,731	103,230	103,281	90,425	103,137
KWAZULU NATAL	30,365	29,928	34,723	30,000	33,860	32,620	41,072	33,710	35,871	35,110	32,357	37,366
LIMPOPO	4,064	4,328	4,245	3,693	4,307	5,268	6,544	5,063	6,100	5,564	5,203	5,980
MPUMALANGA	14,813	14,942	11,724	9,752	11,898	15,688	17,178	14,222	15,497	15,135	13,969	15,037
NORTHERN CAPE	8,685	8,138	8,716	7,758	7,487	6,786	8,520	8,248	8,623	8,808	7,715	8,814
NORTH WEST	5,655	5,243	5,173	4,763	4,589	4,121	5,045	4,196	4,295	4,854	4,670	7,579
WESTERN CAPE	53,053	52,195	49,081	45,066	52,463	47,589	63,969	51,453	53,756	59,164	49,155	51,154
TOTAL	254,737	245,793	254,707	228,575	256,913	249,546	292,490	246,120	265,248	268,086	234,833	269,169

