

**MSMS DATA**  
- Nov. 2015 to 2016-

**TOTAL SLAUGHTERS**

PROVINCE	Nov '15			Dec '15			Jan '16			Feb '16		
	Cattle	Sheep	Pigs	Cattle	Sheep	Pigs	Cattle	Sheep	Pigs	Cattle	Sheep	Pigs
EASTERN CAPE	17,435	44,991	14,127	25,160	81,061	21,512	14,790	29,895	11,575	16,734	40,286	14,439
FREESTATE	51,806	77,458	17,652	60,098	107,515	21,581	40,497	59,054	16,498	43,541	68,732	17,641
GAUTENG	36,456	71,908	93,664	49,796	88,672	103,531	30,541	49,875	92,319	32,969	49,632	92,520
KWAZULU NATAL	29,823	10,231	30,953	39,393	18,226	34,622	23,600	6,917	30,478	24,760	8,649	31,587
LIMPOPO	10,536	1,736	3,798	16,268	3,461	4,895	10,643	1,302	3,813	10,131	1,135	3,554
MPUMALANGA	55,527	10,363	14,842	72,379	13,079	17,681	45,770	6,985	11,122	51,918	7,484	13,669
NORTHERN CAPE	22,323	200,206	7,350	26,756	247,502	9,009	17,247	123,667	6,066	17,142	138,366	7,106
NORTH WEST	21,600	5,945	5,454	26,543	8,594	5,969	18,275	4,579	4,917	21,282	5,628	5,522
WESTERN CAPE	15,579	105,581	41,523	15,365	179,360	50,818	11,817	74,966	34,223	13,219	87,556	40,120
<b>TOTAL</b>	<b>261,085</b>	<b>528,419</b>	<b>229,363</b>	<b>331,758</b>	<b>747,470</b>	<b>269,618</b>	<b>213,180</b>	<b>357,240</b>	<b>211,011</b>	<b>231,696</b>	<b>407,468</b>	<b>226,158</b>

PROVINCE	Mar '16			Apr '16			May '16			Jun '16		
	Cattle	Sheep	Pigs	Cattle	Sheep	Pigs	Cattle	Sheep	Pigs	Cattle	Sheep	Pigs
EASTERN CAPE	20,416	48,821	16,332	19,840	38,701	14,272	21,003	42,908	15,072	21,660	43,872	14,956
FREESTATE	47,721	78,936	17,958	45,287	68,737	16,908	46,607	79,634	17,527	46,014	68,625	17,368
GAUTENG	37,146	54,098	103,447	33,495	54,938	99,169	33,980	68,016	98,717	35,406	61,274	101,182
KWAZULU NATAL	28,978	8,352	34,827	26,561	8,376	31,624	28,482	7,814	33,905	27,384	8,316	31,804
LIMPOPO	11,632	2,857	3,294	11,347	2,357	4,249	11,883	2,059	4,431	12,819	1,851	4,135
MPUMALANGA	55,667	7,989	14,133	50,934	6,370	12,870	52,095	8,209	13,946	49,545	6,384	14,178
NORTHERN CAPE	20,097	164,174	7,893	19,883	129,006	7,936	20,014	164,786	7,927	20,724	150,880	8,094
NORTH WEST	23,274	5,008	6,058	21,215	4,251	5,026	21,879	4,818	5,400	20,881	3,871	4,810
WESTERN CAPE	13,255	97,852	42,553	11,817	80,460	37,075	11,553	74,267	37,881	11,812	79,481	41,524
<b>TOTAL</b>	<b>258,186</b>	<b>468,087</b>	<b>246,495</b>	<b>240,379</b>	<b>393,196</b>	<b>229,129</b>	<b>247,496</b>	<b>452,511</b>	<b>234,806</b>	<b>246,245</b>	<b>424,554</b>	<b>238,051</b>

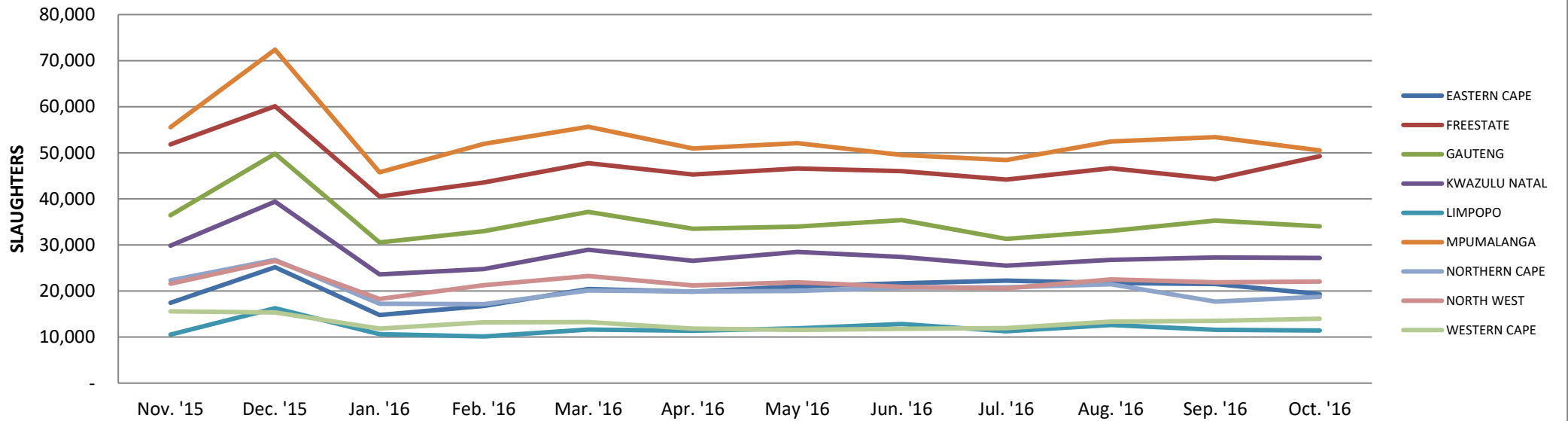
PROVINCE	Jul '16			Aug '16			Sep '16			Oct '16		
	Cattle	Sheep	Pigs	Cattle	Sheep	Pigs	Cattle	Sheep	Pigs	Cattle	Sheep	Pigs
EASTERN CAPE	22,251	36,540	15,160	21,743	41,606	16,008	21,505	45,820	15,499	19,328	40,735	15,189
FREESTATE	44,159	74,428	16,504	46,651	74,877	18,213	44,298	60,478	17,071	49,246	68,135	17,763
GAUTENG	31,316	45,358	90,284	33,025	49,193	96,845	35,281	42,995	91,325	34,015	47,235	84,186
KWAZULU NATAL	25,504	7,577	33,632	26,768	9,169	33,189	27,277	8,548	28,948	27,159	8,598	31,099
LIMPOPO	11,279	2,082	4,211	12,643	2,579	4,287	11,578	1,107	4,185	11,420	1,585	4,331
MPUMALANGA	48,447	5,926	13,373	52,447	6,929	15,344	53,377	6,056	14,289	50,515	7,519	11,252
NORTHERN CAPE	20,797	128,600	7,797	21,473	139,199	8,024	17,680	147,325	7,753	18,772	149,972	7,473
NORTH WEST	20,591	3,458	4,474	22,531	4,069	5,059	21,889	3,610	4,500	22,031	3,877	4,473
WESTERN CAPE	11,946	67,358	36,517	13,371	91,869	39,197	13,514	108,145	46,957	14,011	110,294	40,178
<b>TOTAL</b>	<b>236,290</b>	<b>371,327</b>	<b>221,952</b>	<b>250,652</b>	<b>419,490</b>	<b>236,166</b>	<b>246,399</b>	<b>424,084</b>	<b>230,527</b>	<b>246,497</b>	<b>437,950</b>	<b>215,944</b>

PROVINCE	Total		
	Cattle	Sheep	Pigs
EASTERN CAPE	241,864	535,236	184,141
FREESTATE	565,925	886,609	212,684
GAUTENG	423,426	683,194	1,147,189
KWAZULU NATAL	335,689	110,773	386,668
LIMPOPO	142,179	24,111	49,183
MPUMALANGA	638,621	93,293	166,699
NORTHERN CAPE	242,908	1,883,683	92,428
NORTH WEST	261,991	57,708	61,662
WESTERN CAPE	157,259	1,157,189	488,566
<b>TOTAL</b>	<b>3,009,862</b>	<b>5,431,796</b>	<b>2,789,220</b>

### CATTLE BY PROVINCE

MONTH	Nov. '15	Dec. '15	Jan. '16	Feb. '16	Mar. '16	Apr. '16	May '16	Jun. '16	Jul. '16	Aug. '16	Sep. '16	Oct. '16
EASTERN CAPE	17,435	25,160	14,790	16,734	20,416	19,840	21,003	21,660	22,251	21,743	21,505	19,328
FREESTATE	51,806	60,098	40,497	43,541	47,721	45,287	46,607	46,014	44,159	46,651	44,298	49,246
GAUTENG	36,456	49,796	30,541	32,969	37,146	33,495	33,980	35,406	31,316	33,025	35,281	34,015
KWAZULU NATAL	29,823	39,393	23,600	24,760	28,978	26,561	28,482	27,384	25,504	26,768	27,277	27,159
LIMPOPO	10,536	16,268	10,643	10,131	11,632	11,347	11,883	12,819	11,279	12,643	11,578	11,420
MPUMALANGA	55,527	72,379	45,770	51,918	55,667	50,934	52,095	49,545	48,447	52,447	53,377	50,515
NORTHERN CAPE	22,323	26,756	17,247	17,142	20,097	19,883	20,014	20,724	20,797	21,473	17,680	18,772
NORTH WEST	21,600	26,543	18,275	21,282	23,274	21,215	21,879	20,881	20,591	22,531	21,889	22,031
WESTERN CAPE	15,579	15,365	11,817	13,219	13,255	11,817	11,553	11,812	11,946	13,371	13,514	14,011
<b>TOTAL</b>	<b>261,085</b>	<b>331,758</b>	<b>213,180</b>	<b>231,696</b>	<b>258,186</b>	<b>240,379</b>	<b>247,496</b>	<b>246,245</b>	<b>236,290</b>	<b>250,652</b>	<b>246,399</b>	<b>246,497</b>

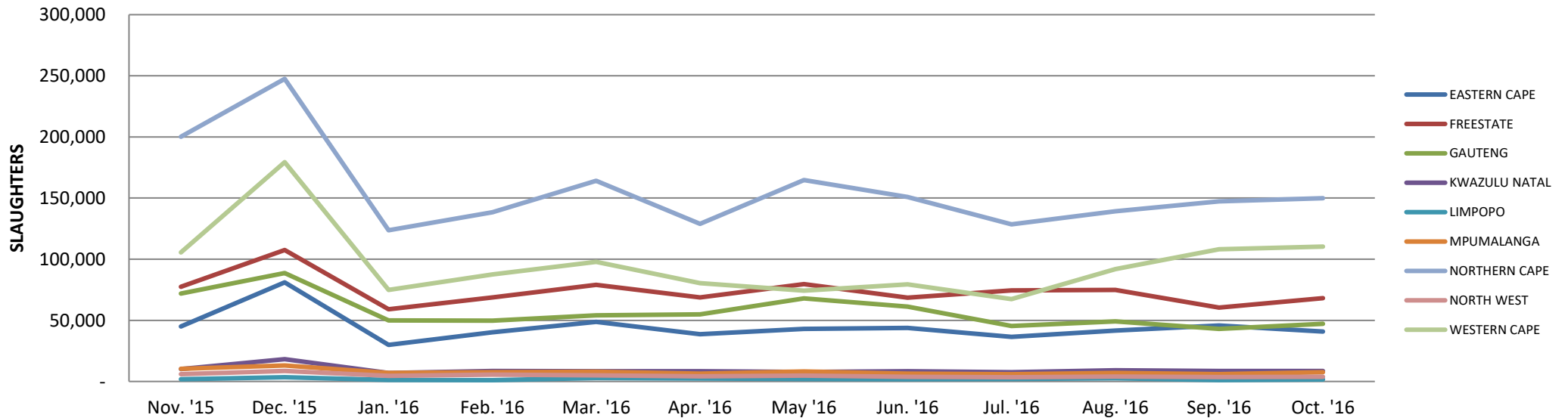
### CATTLE BY PROVINCE



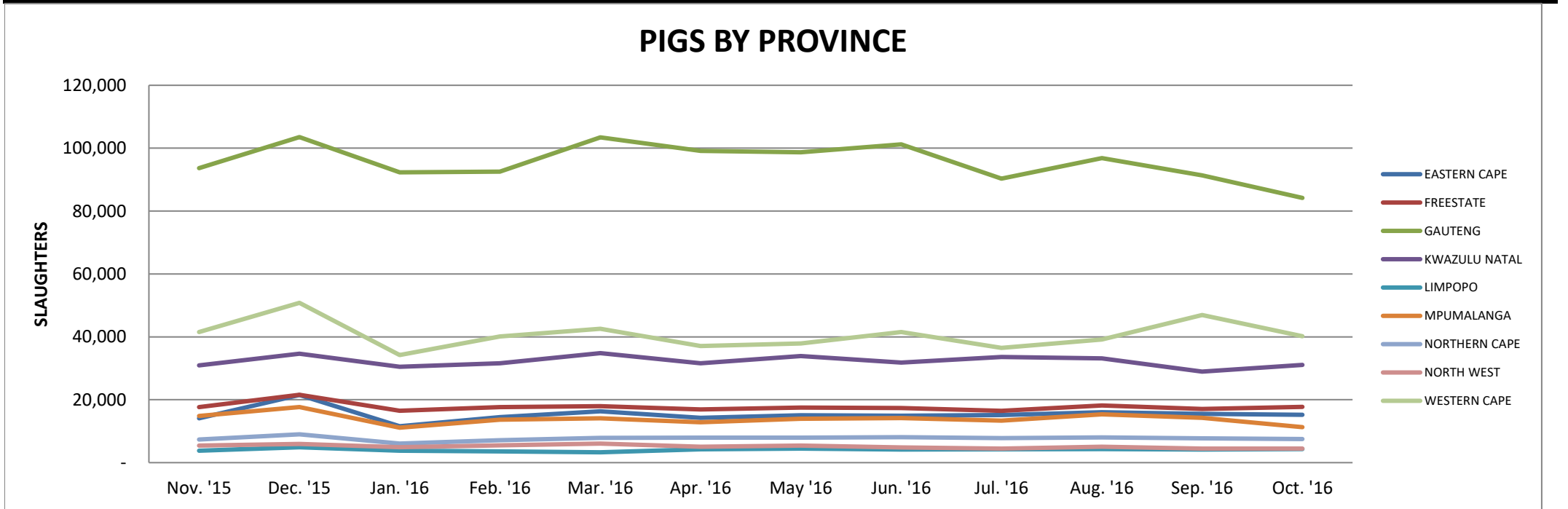
### SHEEP BY PROVINCE

MONTH	Nov. '15	Dec. '15	Jan. '16	Feb. '16	Mar. '16	Apr. '16	May '16	Jun. '16	Jul. '16	Aug. '16	Sep. '16	Oct. '16
EASTERN CAPE	44,991	81,061	29,895	40,286	48,821	38,701	42,908	43,872	36,540	41,606	45,820	40,735
FREESTATE	77,458	107,515	59,054	68,732	78,936	68,737	79,634	68,625	74,428	74,877	60,478	68,135
GAUTENG	71,908	88,672	49,875	49,632	54,098	54,938	68,016	61,274	45,358	49,193	42,995	47,235
KWAZULU NATAL	10,231	18,226	6,917	8,649	8,352	8,376	7,814	8,316	7,577	9,169	8,548	8,598
LIMPOPO	1,736	3,461	1,302	1,135	2,857	2,357	2,059	1,851	2,082	2,579	1,107	1,585
MPUMALANGA	10,363	13,079	6,985	7,484	7,989	6,370	8,209	6,384	5,926	6,929	6,056	7,519
NORTHERN CAPE	200,206	247,502	123,667	138,366	164,174	129,006	164,786	150,880	128,600	139,199	147,325	149,972
NORTH WEST	5,945	8,594	4,579	5,628	5,008	4,251	4,818	3,871	3,458	4,069	3,610	3,877
WESTERN CAPE	105,581	179,360	74,966	87,556	97,852	80,460	74,267	79,481	67,358	91,869	108,145	110,294
<b>TOTAL</b>	<b>528,419</b>	<b>747,470</b>	<b>357,240</b>	<b>407,468</b>	<b>468,087</b>	<b>393,196</b>	<b>452,511</b>	<b>424,554</b>	<b>371,327</b>	<b>419,490</b>	<b>424,084</b>	<b>437,950</b>

### SHEEP BY PROVINCE



PIGS BY PROVINCE												
MONTH	Nov. '15	Dec. '15	Jan. '16	Feb. '16	Mar. '16	Apr. '16	May '16	Jun. '16	Jul. '16	Aug. '16	Sep. '16	Oct. '16
EASTERN CAPE	14,127	21,512	11,575	14,439	16,332	14,272	15,072	14,956	15,160	16,008	15,499	15,189
FREESTATE	17,652	21,581	16,498	17,641	17,958	16,908	17,527	17,368	16,504	18,213	17,071	17,763
GAUTENG	93,664	103,531	92,319	92,520	103,447	99,169	98,717	101,182	90,284	96,845	91,325	84,186
KWAZULU NATAL	30,953	34,622	30,478	31,587	34,827	31,624	33,905	31,804	33,632	33,189	28,948	31,099
LIMPOPO	3,798	4,895	3,813	3,554	3,294	4,249	4,431	4,135	4,211	4,287	4,185	4,331
MPUMALANGA	14,842	17,681	11,122	13,669	14,133	12,870	13,946	14,178	13,373	15,344	14,289	11,252
NORTHERN CAPE	7,350	9,009	6,066	7,106	7,893	7,936	7,927	8,094	7,797	8,024	7,753	7,473
NORTH WEST	5,454	5,969	4,917	5,522	6,058	5,026	5,400	4,810	4,474	5,059	4,500	4,473
WESTERN CAPE	41,523	50,818	34,223	40,120	42,553	37,075	37,881	41,524	36,517	39,197	46,957	40,178
<b>TOTAL</b>	<b>229,363</b>	<b>269,618</b>	<b>211,011</b>	<b>226,158</b>	<b>246,495</b>	<b>229,129</b>	<b>234,806</b>	<b>238,051</b>	<b>221,952</b>	<b>236,166</b>	<b>230,527</b>	<b>215,944</b>



**SLAUGHTERS BY SPECIES**

MONTH	Nov. '15	Dec. '15	Jan. '16	Feb. '16	Mar. '16	Apr. '16	May '16	Jun. '16	Jul. '16	Aug. '16	Sep. '16	Oct. '16
CATTLE	261,085	331,758	213,180	231,696	258,186	240,379	247,496	246,245	236,290	250,652	246,399	246,497
SHEEP	528,419	747,470	357,240	407,468	468,087	393,196	452,511	424,554	371,327	419,490	424,084	437,950
PIGS	229,363	269,618	211,011	226,158	246,495	229,129	234,806	238,051	221,952	236,166	230,527	215,944

**SLAUGHTERS BY SPECIES**

