

MSMS DATA
- Nov. 2018 to Oct. 2019 -

TOTAL SLAUGHTERS												
PROVINCE	Nov '18				Dec '18				Jan '19			
	Cattle	Sheep	Goats	Pigs	Cattle	Sheep	Goats	Pigs	Cattle	Sheep	Goats	Pigs
EASTERN CAPE	15,680	40,963	6	16,617	17,100	62,811	-	20,450	14,362	31,197	-	12,041
FREESTATE	46,766	68,813	-	19,014	52,056	90,156	-	19,478	39,105	57,918	-	20,142
GAUTENG	44,089	49,064	2	102,206	44,767	63,151	1	92,491	39,093	49,334	-	111,226
KWAZULU NATAL	22,918	12,819	-	33,785	29,002	16,871	-	32,699	17,781	7,490	-	46,685
LIMPOPO	12,871	1,616	6	5,148	18,726	2,737	1	5,934	10,597	1,491	9	4,578
MPUMALANGA	48,469	9,327	4	15,242	53,495	9,626	1	15,364	36,330	6,907	1	14,742
NORTHERN CAPE	16,211	160,852	1	8,382	19,197	185,225	5	7,537	13,546	125,049	5	7,661
NORTH WEST	23,505	4,158	13	7,680	25,378	4,125	13	6,390	18,494	3,643	-	7,388
WESTERN CAPE	10,962	109,938	40	58,457	10,438	134,377	2	51,819	8,925	80,735	2	52,194
TOTAL	241,471	457,550	72	266,531	270,159	569,079	23	252,162	198,233	363,764	17	276,657

PROVINCE	Feb '19				Mar '19				Apr '19			
	Cattle	Sheep	Goats	Pigs	Cattle	Sheep	Goats	Pigs	Cattle	Sheep	Goats	Pigs
EASTERN CAPE	15,645	29,224	-	13,498	17,013	34,646	-	14,925	16,035	31,743	-	17,043
FREESTATE	37,753	58,962	-	17,119	40,926	65,603	-	16,823	39,014	67,807	-	18,720
GAUTENG	35,443	48,028	-	102,160	37,267	44,235	-	107,416	37,860	46,589	-	115,649
KWAZULU NATAL	15,060	9,636	-	34,318	18,130	8,388	-	36,198	19,663	8,439	-	39,187
LIMPOPO	10,306	1,441	24	4,423	11,529	1,401	23	4,093	12,982	1,629	43	5,373
MPUMALANGA	38,966	6,266	15	13,831	45,427	6,761	-	13,330	43,387	7,477	-	13,932
NORTHERN CAPE	11,655	110,311	-	8,826	14,112	147,851	-	10,037	16,157	150,895	1	9,137
NORTH WEST	18,823	4,086	-	6,845	21,475	2,890	19	5,622	28,263	3,916	18	6,836
WESTERN CAPE	8,961	71,089	3	49,242	9,174	74,985	24	52,377	7,786	82,612	1	51,858
TOTAL	192,612	339,043	42	250,262	215,053	386,760	66	260,821	221,147	401,107	63	277,735

PROVINCE	May '19				Jun '19				Jul '19			
	Cattle	Sheep	Goats	Pigs	Cattle	Sheep	Goats	Pigs	Cattle	Sheep	Goats	Pigs
EASTERN CAPE	18,218	33,165	-	17,319	17,419	32,117	115	14,906	25,264	35,304	-	17,869
FREESTATE	43,448	69,972	-	18,188	39,115	57,924	-	16,915	41,258	69,275	-	19,781
GAUTENG	38,404	59,010	-	120,833	30,338	45,390	-	104,350	37,241	42,146	3	124,089
KWAZULU NATAL	19,160	9,443	-	40,958	17,479	8,678	-	35,961	20,403	8,902	-	40,309
LIMPOPO	12,350	1,832	44	5,332	11,070	1,320	7	4,951	12,488	1,514	1	5,229
MPUMALANGA	43,339	6,765	28	12,364	41,579	6,509	13	11,939	46,626	7,256	16	10,987
NORTHERN CAPE	16,640	152,877	7	10,377	13,534	127,788	4	9,171	13,066	140,609	24	9,469
NORTH WEST	21,268	3,376	18	7,127	18,230	2,531	18	6,455	20,679	3,123	11	7,321
WESTERN CAPE	9,379	86,858	1	62,575	8,459	66,532	5	48,687	10,760	81,888	6	59,224
TOTAL	222,206	423,298	98	295,073	197,223	348,789	162	253,335	227,785	390,017	61	294,278

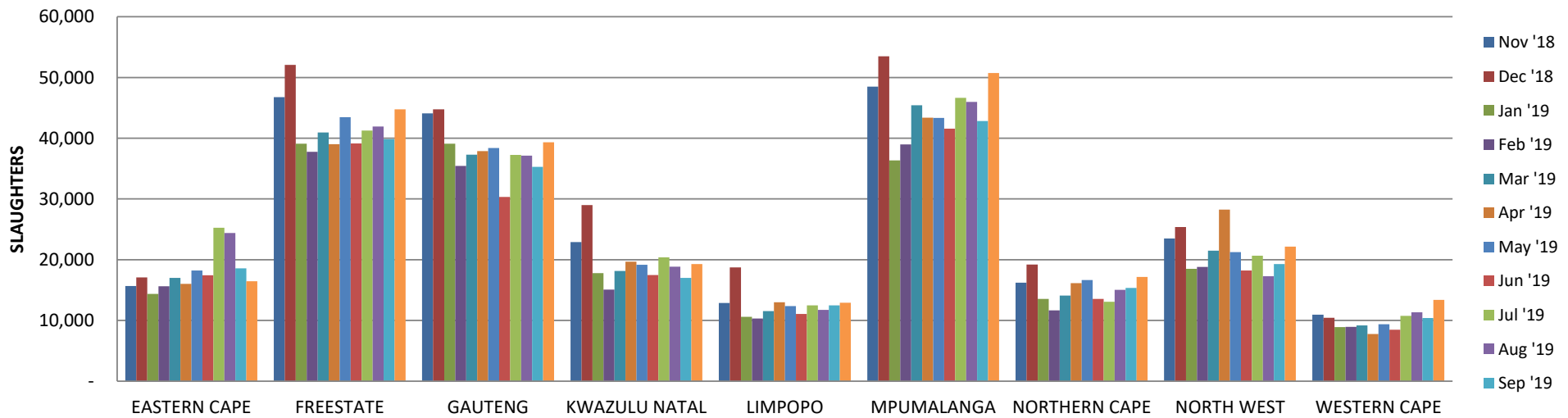
PROVINCE	Aug '19				Sep '19				Oct '19			
	Cattle	Sheep	Goats	Pigs	Cattle	Sheep	Goats	Pigs	Cattle	Sheep	Goats	Pigs
EASTERN CAPE	24,407	35,602	-	16,581	18,592	31,579	-	15,288	16,439	33,498	4	15,539
FREESTATE	41,923	67,739	-	17,311	39,854	62,480	-	16,743	44,768	78,609	-	17,927
GAUTENG	37,126	51,820	-	113,061	35,263	45,350	-	103,674	39,346	51,601	-	113,471
KWAZULU NATAL	18,857	9,101	-	38,480	16,985	8,250	-	37,293	19,290	13,335	-	32,185
LIMPOPO	11,735	1,543	6	4,558	12,468	1,634	11	4,929	12,932	1,423	4	4,863
MPUMALANGA	45,965	7,574	8	11,151	42,836	6,138	-	10,730	50,712	7,433	-	12,429
NORTHERN CAPE	15,037	133,785	9	9,718	15,371	118,819	9	9,324	17,164	152,187	5	10,068
NORTH WEST	17,263	2,405	11	7,876	19,299	2,429	11	7,208	22,172	3,072	11	8,776
WESTERN CAPE	11,334	92,311	-	48,994	10,402	105,832	3	49,586	13,383	130,355	26	60,224
TOTAL	223,647	401,880	34	267,730	211,070	382,511	34	254,775	236,206	471,513	50	275,482

PROVINCE	Total			
	Cattle	Sheep	Goats	Pigs
EASTERN CAPE	216,174	431,849	125	192,076
FREESTATE	505,986	815,258	-	218,161
GAUTENG	456,237	595,718	6	1,310,626
KWAZULU NATAL	234,728	121,352	-	448,058
LIMPOPO	150,054	19,581	179	59,411
MPUMALANGA	537,131	88,039	86	156,041
NORTHERN CAPE	181,690	1,706,248	70	109,707
NORTH WEST	254,849	39,754	143	85,524
WESTERN CAPE	119,963	1,117,512	113	645,237
TOTAL	2,656,812	4,935,311	722	3,224,841

CATTLE BY PROVINCE

MONTH	Nov '18	Dec '18	Jan '19	Feb '19	Mar '19	Apr '19	May '19	Jun '19	Jul '19	Aug '19	Sep '19	Oct '19
EASTERN CAPE	15,680	17,100	14,362	15,645	17,013	16,035	18,218	17,419	25,264	24,407	18,592	16,439
FREESTATE	46,766	52,056	39,105	37,753	40,926	39,014	43,448	39,115	41,258	41,923	39,854	44,768
GAUTENG	44,089	44,767	39,093	35,443	37,267	37,860	38,404	30,338	37,241	37,126	35,263	39,346
KWAZULU NATAL	22,918	29,002	17,781	15,060	18,130	19,663	19,160	17,479	20,403	18,857	16,985	19,290
LIMPOPO	12,871	18,726	10,597	10,306	11,529	12,982	12,350	11,070	12,488	11,735	12,468	12,932
MPUMALANGA	48,469	53,495	36,330	38,966	45,427	43,387	43,339	41,579	46,626	45,965	42,836	50,712
NORTHERN CAPE	16,211	19,197	13,546	11,655	14,112	16,157	16,640	13,534	13,066	15,037	15,371	17,164
NORTH WEST	23,505	25,378	18,494	18,823	21,475	28,263	21,268	18,230	20,679	17,263	19,299	22,172
WESTERN CAPE	10,962	10,438	8,925	8,961	9,174	7,786	9,379	8,459	10,760	11,334	10,402	13,383
TOTAL	241,471	270,159	198,233	192,612	215,053	221,147	222,206	197,223	227,785	223,647	211,070	236,206

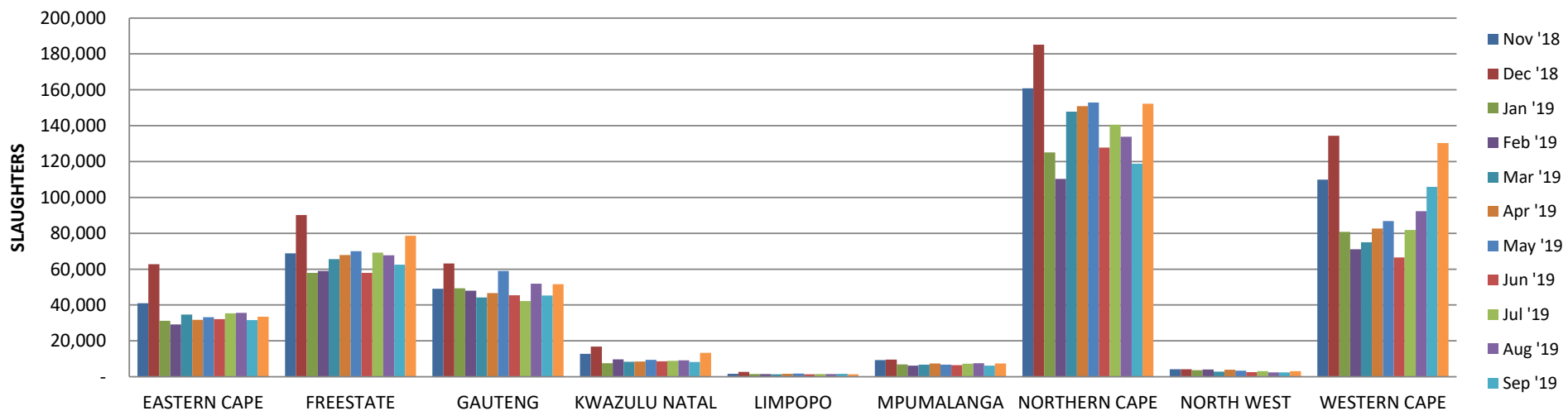
CATTLE BY PROVINCE



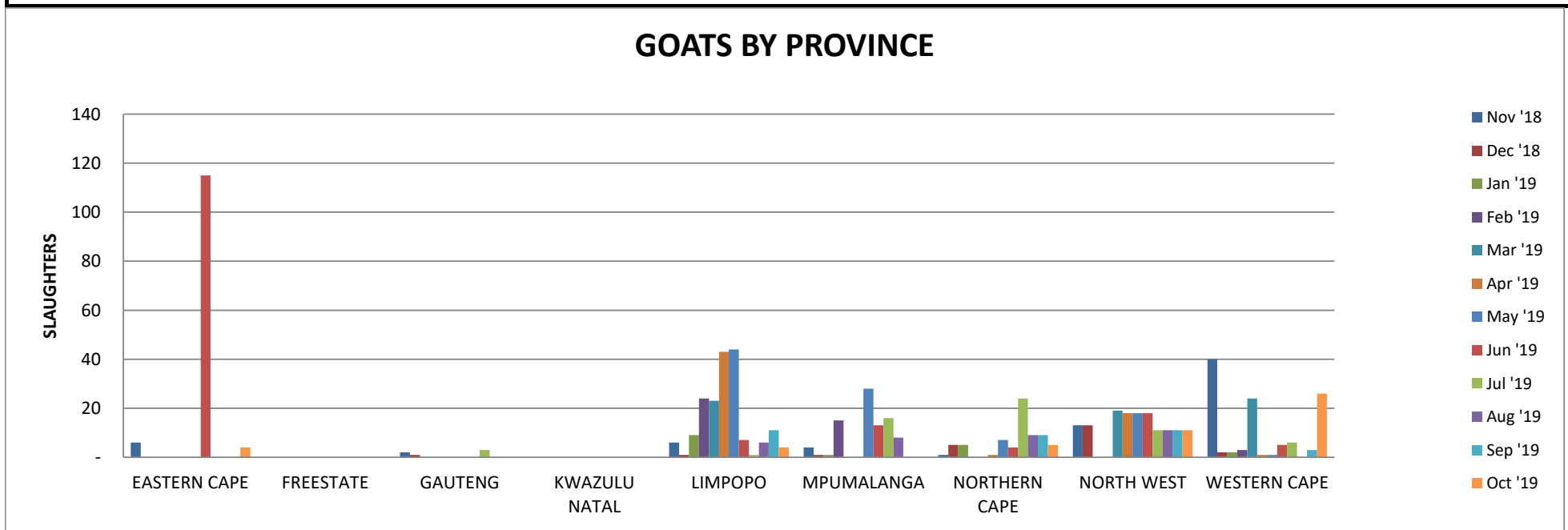
SHEEP BY PROVINCE

MONTH	Nov '18	Dec '18	Jan '19	Feb '19	Mar '19	Apr '19	May '19	Jun '19	Jul '19	Aug '19	Sep '19	Oct '19
EASTERN CAPE	40,963	62,811	31,197	29,224	34,646	31,743	33,165	32,117	35,304	35,602	31,579	33,498
FREESTATE	68,813	90,156	57,918	58,962	65,603	67,807	69,972	57,924	69,275	67,739	62,480	78,609
GAUTENG	49,064	63,151	49,334	48,028	44,235	46,589	59,010	45,390	42,146	51,820	45,350	51,601
KWAZULU NATAL	12,819	16,871	7,490	9,636	8,388	8,439	9,443	8,678	8,902	9,101	8,250	13,335
LIMPOPO	1,616	2,737	1,491	1,441	1,401	1,629	1,832	1,320	1,514	1,543	1,634	1,423
MPUMALANGA	9,327	9,626	6,907	6,266	6,761	7,477	6,765	6,509	7,256	7,574	6,138	7,433
NORTHERN CAPE	160,852	185,225	125,049	110,311	147,851	150,895	152,877	127,788	140,609	133,785	118,819	152,187
NORTH WEST	4,158	4,125	3,643	4,086	2,890	3,916	3,376	2,531	3,123	2,405	2,429	3,072
WESTERN CAPE	109,938	134,377	80,735	71,089	74,985	82,612	86,858	66,532	81,888	92,311	105,832	130,355
TOTAL	457,550	569,079	363,764	339,043	386,760	401,107	423,298	348,789	390,017	401,880	382,511	471,513

SHEEP BY PROVINCE



GOATS BY PROVINCE												
MONTH	Nov '18	Dec '18	Jan '19	Feb '19	Mar '19	Apr '19	May '19	Jun '19	Jul '19	Aug '19	Sep '19	Oct '19
EASTERN CAPE	6	-	-	-	-	-	-	115	-	-	-	4
FREESTATE	-	-	-	-	-	-	-	-	-	-	-	-
GAUTENG	2	1	-	-	-	-	-	-	3	-	-	-
KWAZULU NATAL	-	-	-	-	-	-	-	-	-	-	-	-
LIMPOPO	6	1	9	24	23	43	44	7	1	6	11	4
MPUMALANGA	4	1	1	15	-	-	28	13	16	8	-	-
NORTHERN CAPE	1	5	5	-	-	1	7	4	24	9	9	5
NORTH WEST	13	13	-	-	19	18	18	18	11	11	11	11
WESTERN CAPE	40	2	2	3	24	1	1	5	6	-	3	26
TOTAL	72	23	17	42	66	63	98	162	61	34	34	50



PIGS BY PROVINCE												
MONTH	Nov '18	Dec '18	Jan '19	Feb '19	Mar '19	Apr '19	May '19	Jun '19	Jul '19	Aug '19	Sep '19	Oct '19
EASTERN CAPE	16,617	20,450	12,041	13,498	14,925	17,043	17,319	14,906	17,869	16,581	15,288	15,539
FREESTATE	19,014	19,478	20,142	17,119	16,823	18,720	18,188	16,915	19,781	17,311	16,743	17,927
GAUTENG	102,206	92,491	111,226	102,160	107,416	115,649	120,833	104,350	124,089	113,061	103,674	113,471
KWAZULU NATAL	33,785	32,699	46,685	34,318	36,198	39,187	40,958	35,961	40,309	38,480	37,293	32,185
LIMPOPO	5,148	5,934	4,578	4,423	4,093	5,373	5,332	4,951	5,229	4,558	4,929	4,863
MPUMALANGA	15,242	15,364	14,742	13,831	13,330	13,932	12,364	11,939	10,987	11,151	10,730	12,429
NORTHERN CAPE	8,382	7,537	7,661	8,826	10,037	9,137	10,377	9,171	9,469	9,718	9,324	10,068
NORTH WEST	7,680	6,390	7,388	6,845	5,622	6,836	7,127	6,455	7,321	7,876	7,208	8,776
WESTERN CAPE	58,457	51,819	52,194	49,242	52,377	51,858	62,575	48,687	59,224	48,994	49,586	60,224
TOTAL	266,531	252,162	276,657	250,262	260,821	277,735	295,073	253,335	294,278	267,730	254,775	275,482

