

MSMS DATA
- Nov. 2019 to Oct. 2020 -

TOTAL SLAUGHTERS												
PROVINCE	Nov '19				Dec '19				Jan '20			
	Cattle	Sheep	Goats	Pigs	Cattle	Sheep	Goats	Pigs	Cattle	Sheep	Goats	Pigs
EASTERN CAPE	17,464	39,591	-	15,457	19,149	47,496	-	21,326	13,828	26,918	-	11,626
FREESTATE	43,840	74,845	6	18,251	50,966	103,652	477	19,524	41,865	61,282	-	20,405
GAUTENG	40,653	61,831	-	107,394	45,846	59,725	10	99,988	36,204	35,412	-	86,770
KWAZULU NATAL	20,168	13,580	-	38,535	28,553	20,006	-	37,167	16,983	8,512	1	31,032
LIMPOPO	9,492	1,414	36	4,964	15,065	2,975	42	5,870	10,782	700	36	4,401
MPUMALANGA	49,413	7,970	14	12,452	62,110	9,278	-	15,877	38,967	6,177	4	13,386
NORTHERN CAPE	18,705	138,097	3	9,077	20,359	186,101	4	10,764	14,943	110,530	2	9,653
NORTH WEST	21,238	4,384	49	7,905	25,505	4,388	-	6,270	14,883	3,099	-	6,484
WESTERN CAPE	10,655	103,225	46	52,745	10,170	138,205	6	53,564	9,763	77,207	50	54,472
TOTAL	231,628	444,937	154	266,780	277,723	571,826	539	270,350	198,218	329,837	93	238,229

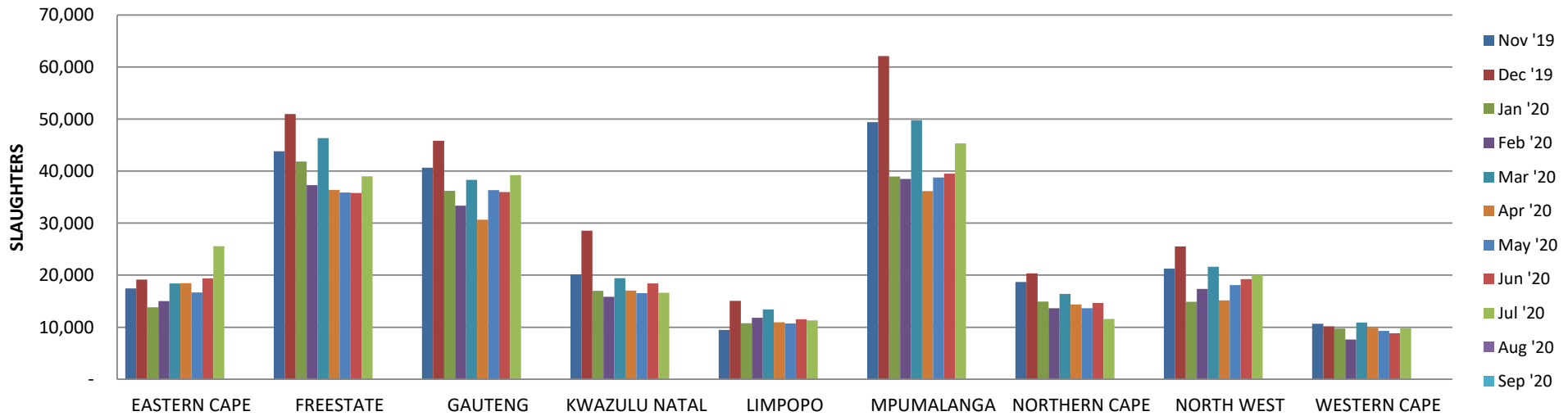
PROVINCE	Feb '20				Mar '20				Apr '20			
	Cattle	Sheep	Goats	Pigs	Cattle	Sheep	Goats	Pigs	Cattle	Sheep	Goats	Pigs
EASTERN CAPE	15,001	23,764	1	13,214	18,424	31,527	-	18,590	18,474	35,300	-	14,349
FREESTATE	37,287	57,311	-	18,687	46,350	84,170	-	21,105	36,380	58,539	-	19,223
GAUTENG	33,349	41,866	3	104,151	38,330	46,343	11	125,774	30,658	44,878	4	114,296
KWAZULU NATAL	15,833	7,454	-	27,881	19,412	11,238	-	31,942	17,052	9,157	-	41,108
LIMPOPO	11,829	1,244	30	3,926	13,427	1,697	59	4,058	10,947	958	24	4,045
MPUMALANGA	38,520	6,273	4	12,264	49,794	8,694	5	12,822	36,148	6,019	8	10,725
NORTHERN CAPE	13,645	100,013	-	8,801	16,394	137,037	-	10,114	14,392	117,794	4	9,074
NORTH WEST	17,342	2,694	-	6,715	21,635	3,145	-	7,852	15,143	2,653	-	6,761
WESTERN CAPE	7,650	66,348	8	53,169	10,884	110,425	193	58,926	9,892	87,519	105	50,267
TOTAL	190,456	306,967	46	248,808	234,650	434,276	268	291,183	189,086	362,817	145	269,848

PROVINCE	Total			
	Cattle	Sheep	Goats	Pigs
EASTERN CAPE	163,983	300,499	88	140,915
FREESTATE	367,411	638,476	483	176,054
GAUTENG	336,584	419,558	34	1,003,696
KWAZULU NATAL	169,588	104,394	1	299,070
LIMPOPO	105,084	13,702	328	41,092
MPUMALANGA	398,567	59,091	35	110,453
NORTHERN CAPE	138,346	1,062,228	29	86,585
NORTH WEST	173,200	27,435	49	60,913
WESTERN CAPE	87,010	810,418	970	503,946
TOTAL	1,939,773	3,435,801	2,017	2,422,724

CATTLE BY PROVINCE

MONTH	Nov '19	Dec '19	Jan '20	Feb '20	Mar '20	Apr '20	May '20	Jun '20	Jul '20	Aug '20	Sep '20	Oct '20
EASTERN CAPE	17,464	19,149	13,828	15,001	18,424	18,474	16,657	19,394	25,592	-	-	-
FREESTATE	43,840	50,966	41,865	37,287	46,350	36,380	35,899	35,816	39,008	-	-	-
GAUTENG	40,653	45,846	36,204	33,349	38,330	30,658	36,343	35,965	39,236	-	-	-
KWAZULU NATAL	20,168	28,553	16,983	15,833	19,412	17,052	16,526	18,421	16,640	-	-	-
LIMPOPO	9,492	15,065	10,782	11,829	13,427	10,947	10,698	11,544	11,300	-	-	-
MPUMALANGA	49,413	62,110	38,967	38,520	49,794	36,148	38,765	39,509	45,341	-	-	-
NORTHERN CAPE	18,705	20,359	14,943	13,645	16,394	14,392	13,654	14,671	11,583	-	-	-
NORTH WEST	21,238	25,505	14,883	17,342	21,635	15,143	18,109	19,257	20,088	-	-	-
WESTERN CAPE	10,655	10,170	9,763	7,650	10,884	9,892	9,304	8,844	9,848	-	-	-
TOTAL	231,628	277,723	198,218	190,456	234,650	189,086	195,955	203,421	218,636	-	-	-

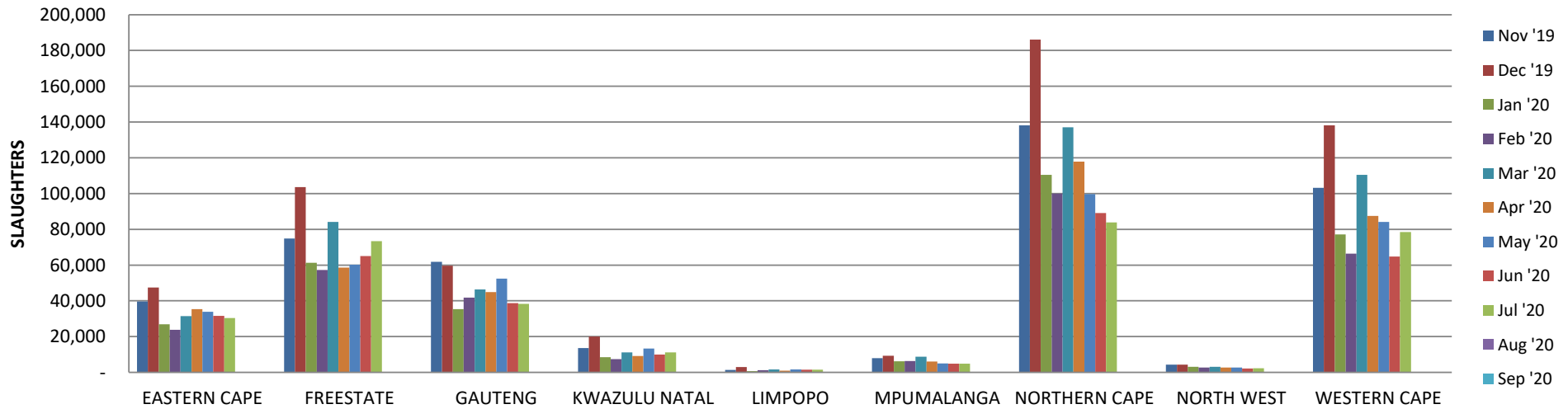
CATTLE BY PROVINCE



SHEEP BY PROVINCE

MONTH	Nov '19	Dec '19	Jan '20	Feb '20	Mar '20	Apr '20	May '20	Jun '20	Jul '20	Aug '20	Sep '20	Oct '20
EASTERN CAPE	39,591	47,496	26,918	23,764	31,527	35,300	33,843	31,658	30,402	-	-	-
FREESTATE	74,845	103,652	61,282	57,311	84,170	58,539	60,200	65,103	73,374	-	-	-
GAUTENG	61,831	59,725	35,412	41,866	46,343	44,878	52,446	38,711	38,346	-	-	-
KWAZULU NATAL	13,580	20,006	8,512	7,454	11,238	9,157	13,259	10,015	11,173	-	-	-
LIMPOPO	1,414	2,975	700	1,244	1,697	958	1,607	1,554	1,553	-	-	-
MPUMALANGA	7,970	9,278	6,177	6,273	8,694	6,019	5,022	4,804	4,854	-	-	-
NORTHERN CAPE	138,097	186,101	110,530	100,013	137,037	117,794	99,711	89,065	83,880	-	-	-
NORTH WEST	4,384	4,388	3,099	2,694	3,145	2,653	2,644	2,121	2,307	-	-	-
WESTERN CAPE	103,225	138,205	77,207	66,348	110,425	87,519	84,166	64,836	78,487	-	-	-
TOTAL	444,937	571,826	329,837	306,967	434,276	362,817	352,898	307,867	324,376	-	-	-

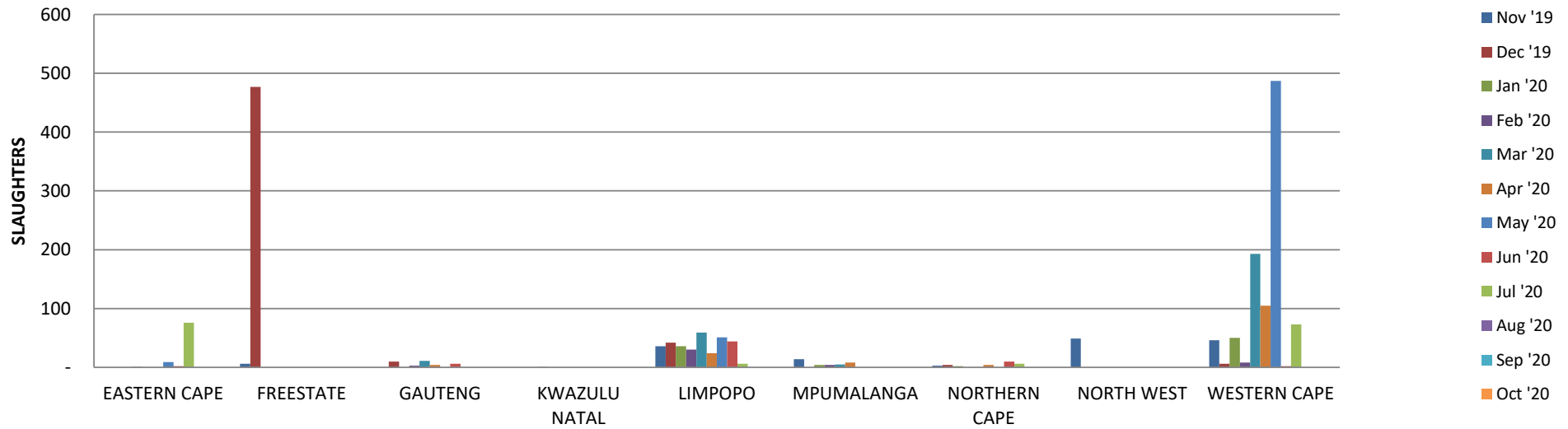
SHEEP BY PROVINCE



GOATS BY PROVINCE

MONTH	Nov '19	Dec '19	Jan '20	Feb '20	Mar '20	Apr '20	May '20	Jun '20	Jul '20	Aug '20	Sep '20	Oct '20
EASTERN CAPE	-	-	-	1	-	-	9	2	76	-	-	-
FREESTATE	6	477	-	-	-	-	-	-	-	-	-	-
GAUTENG	-	10	-	3	11	4	-	6	-	-	-	-
KWAZULU NATAL	-	-	1	-	-	-	-	-	-	-	-	-
LIMPOPO	36	42	36	30	59	24	51	44	6	-	-	-
MPUMALANGA	14	-	4	4	5	8	-	-	-	-	-	-
NORTHERN CAPE	3	4	2	-	-	4	-	10	6	-	-	-
NORTH WEST	49	-	-	-	-	-	-	-	-	-	-	-
WESTERN CAPE	46	6	50	8	193	105	487	2	73	-	-	-
TOTAL	154	539	93	46	268	145	547	64	161	-	-	-

GOATS BY PROVINCE



PIGS BY PROVINCE												
MONTH	Nov '19	Dec '19	Jan '20	Feb '20	Mar '20	Apr '20	May '20	Jun '20	Jul '20	Aug '20	Sep '20	Oct '20
EASTERN CAPE	15,457	21,326	11,626	13,214	18,590	14,349	17,252	16,909	12,192	-	-	-
FREESTATE	18,251	19,524	20,405	18,687	21,105	19,223	19,546	19,028	20,285	-	-	-
GAUTENG	107,394	99,988	86,770	104,151	125,774	114,296	120,069	121,827	123,427	-	-	-
KWAZULU NATAL	38,535	37,167	31,032	27,881	31,942	41,108	29,781	30,920	30,704	-	-	-
LIMPOPO	4,964	5,870	4,401	3,926	4,058	4,045	4,788	4,491	4,549	-	-	-
MPUMALANGA	12,452	15,877	13,386	12,264	12,822	10,725	11,373	10,743	10,811	-	-	-
NORTHERN CAPE	9,077	10,764	9,653	8,801	10,114	9,074	9,068	9,672	10,362	-	-	-
NORTH WEST	7,905	6,270	6,484	6,715	7,852	6,761	6,597	5,430	6,899	-	-	-
WESTERN CAPE	52,745	53,564	54,472	53,169	58,926	50,267	55,274	63,384	62,145	-	-	-
TOTAL	266,780	270,350	238,229	248,808	291,183	269,848	273,748	282,404	281,374	-	-	-

