

**MSMS DATA**  
- Nov. 2019 to Oct. 2020 -

<b>TOTAL SLAUGHTERS</b>												
<b>PROVINCE</b>	<b>Nov '19</b>				<b>Dec '19</b>				<b>Jan '20</b>			
	<b>Cattle</b>	<b>Sheep</b>	<b>Goats</b>	<b>Pigs</b>	<b>Cattle</b>	<b>Sheep</b>	<b>Goats</b>	<b>Pigs</b>	<b>Cattle</b>	<b>Sheep</b>	<b>Goats</b>	<b>Pigs</b>
EASTERN CAPE	17,515	39,671	-	15,457	19,200	47,576	-	21,326	13,879	26,998	-	11,626
FREESTATE	44,135	80,009	6	18,251	51,261	109,558	477	19,524	41,875	61,317	-	20,506
GAUTENG	41,104	61,921	-	107,714	46,297	59,815	10	100,174	36,245	35,456	-	86,793
KWAZULU NATAL	20,418	13,746	-	38,535	28,803	20,172	-	37,167	16,983	8,512	1	39,818
LIMPOPO	11,439	1,669	36	4,964	15,780	3,205	42	5,870	11,259	778	36	4,401
MPUMALANGA	49,417	7,974	14	12,452	64,541	9,282	-	15,877	40,620	6,179	4	13,386
NORTHERN CAPE	18,746	138,744	3	9,077	20,400	186,748	4	10,764	14,943	110,530	2	9,653
NORTH WEST	21,379	4,403	49	7,905	25,646	4,407	-	6,270	14,883	3,099	-	6,484
WESTERN CAPE	11,659	126,485	46	52,745	11,313	165,652	6	53,564	9,984	77,207	50	55,253
<b>TOTAL</b>	<b>235,809</b>	<b>474,621</b>	<b>154</b>	<b>267,100</b>	<b>283,238</b>	<b>606,414</b>	<b>539</b>	<b>270,536</b>	<b>200,670</b>	<b>330,075</b>	<b>93</b>	<b>247,920</b>

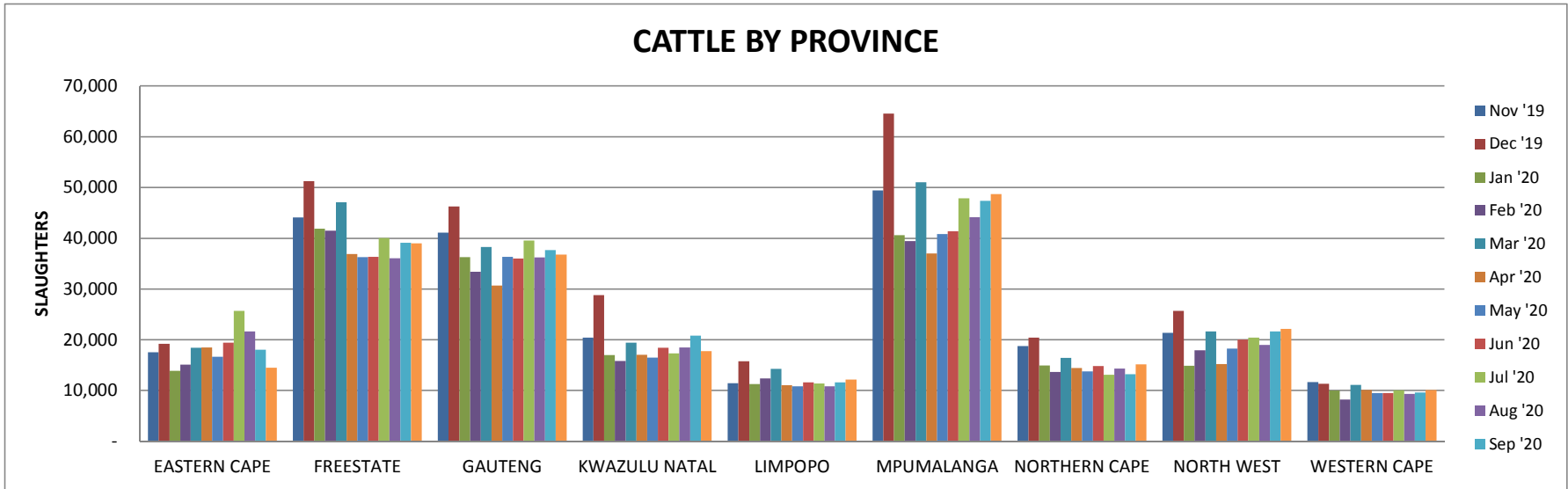
<b>PROVINCE</b>	<b>Feb '20</b>				<b>Mar '20</b>				<b>Apr '20</b>			
	<b>Cattle</b>	<b>Sheep</b>	<b>Goats</b>	<b>Pigs</b>	<b>Cattle</b>	<b>Sheep</b>	<b>Goats</b>	<b>Pigs</b>	<b>Cattle</b>	<b>Sheep</b>	<b>Goats</b>	<b>Pigs</b>
EASTERN CAPE	15,076	23,885	1	13,239	18,454	31,568	-	18,615	18,485	35,429	-	15,112
FREESTATE	41,507	58,885	-	18,801	47,076	84,643	-	21,598	36,887	59,666	-	19,644
GAUTENG	33,396	41,910	3	104,696	38,266	46,343	11	125,792	30,662	44,890	4	115,161
KWAZULU NATAL	15,833	7,454	-	35,955	19,412	11,238	-	40,790	17,052	9,157	-	41,108
LIMPOPO	12,356	1,322	30	3,926	14,248	1,697	59	4,088	11,022	958	24	4,045
MPUMALANGA	39,418	6,273	4	12,264	51,028	8,704	5	12,822	36,998	6,023	8	10,725
NORTHERN CAPE	13,645	100,013	-	8,801	16,414	137,161	1	10,152	14,417	117,987	4	9,103
NORTH WEST	17,956	2,723	-	6,760	21,635	3,145	-	7,852	15,227	2,770	-	7,292
WESTERN CAPE	8,241	70,190	76	54,350	11,109	112,694	193	59,815	10,113	89,788	105	51,048
<b>TOTAL</b>	<b>197,427</b>	<b>312,654</b>	<b>114</b>	<b>258,793</b>	<b>237,642</b>	<b>437,192</b>	<b>269</b>	<b>301,525</b>	<b>190,863</b>	<b>366,667</b>	<b>145</b>	<b>273,239</b>

PROVINCE	May '20				Jun '20				Jul '20			
	Cattle	Sheep	Goats	Pigs	Cattle	Sheep	Goats	Pigs	Cattle	Sheep	Goats	Pigs
EASTERN CAPE	16,662	34,104	9	18,100	19,399	31,810	2	18,003	25,714	31,011	76	13,346
FREESTATE	36,317	60,836	-	19,827	36,328	66,551	-	19,457	40,008	75,152	-	21,064
GAUTENG	36,346	52,456	-	120,870	35,971	38,728	6	123,066	39,547	39,233	-	124,643
KWAZULU NATAL	16,526	13,259	-	37,752	18,429	10,016	-	39,623	17,330	11,874	-	41,232
LIMPOPO	10,788	1,607	51	4,788	11,625	1,554	44	4,491	11,388	1,553	6	4,549
MPUMALANGA	40,798	6,820	-	11,878	41,416	6,830	-	11,004	47,838	7,209	-	10,866
NORTHERN CAPE	13,811	100,627	-	9,132	14,786	89,648	10	9,783	13,125	85,936	6	10,550
NORTH WEST	18,253	2,876	-	7,156	20,056	2,991	-	7,421	20,437	2,881	-	7,509
WESTERN CAPE	9,525	86,435	487	56,055	9,498	68,953	398	64,208	10,078	80,820	73	63,023
<b>TOTAL</b>	<b>199,025</b>	<b>359,020</b>	<b>547</b>	<b>285,558</b>	<b>207,507</b>	<b>317,081</b>	<b>460</b>	<b>297,056</b>	<b>225,463</b>	<b>335,667</b>	<b>161</b>	<b>296,782</b>

PROVINCE	Aug '20				Sep '20				Oct '20			
	Cattle	Sheep	Goats	Pigs	Cattle	Sheep	Goats	Pigs	Cattle	Sheep	Goats	Pigs
EASTERN CAPE	21,604	24,826	-	12,686	18,020	22,984	-	12,613	14,483	19,443	-	12,814
FREESTATE	36,068	60,551	-	17,339	39,090	70,231	-	19,770	39,016	55,183	-	17,447
GAUTENG	36,215	48,815	3	113,185	37,691	35,540	-	106,668	36,793	42,013	-	107,718
KWAZULU NATAL	18,494	10,007	-	37,713	20,855	11,335	-	39,309	17,734	8,523	-	39,225
LIMPOPO	10,797	1,582	27	4,616	11,635	1,491	-	4,571	12,142	1,410	27	4,684
MPUMALANGA	44,181	5,932	2	10,093	47,371	7,109	-	8,981	48,701	6,135	23	9,266
NORTHERN CAPE	14,354	74,226	3	9,336	13,203	92,916	-	9,897	15,194	110,100	-	10,183
NORTH WEST	18,971	2,268	-	7,024	21,595	3,333	-	7,397	22,106	3,387	-	6,963
WESTERN CAPE	9,316	73,994	1	55,061	9,616	96,734	-	58,580	10,115	89,350	-	59,515
<b>TOTAL</b>	<b>209,998</b>	<b>302,199</b>	<b>36</b>	<b>267,053</b>	<b>219,076</b>	<b>341,673</b>	<b>-</b>	<b>267,786</b>	<b>216,284</b>	<b>335,544</b>	<b>50</b>	<b>267,815</b>

PROVINCE	Total			
	Cattle	Sheep	Goats	Pigs
EASTERN CAPE	218,488	369,303	88	182,937
FREESTATE	489,566	842,580	483	233,227
GAUTENG	448,532	547,119	37	1,336,480
KWAZULU NATAL	227,868	135,292	1	468,228
LIMPOPO	144,478	18,827	382	54,993
MPUMALANGA	552,326	84,470	60	139,615
NORTHERN CAPE	183,037	1,344,635	33	116,430
NORTH WEST	238,143	38,283	49	86,033
WESTERN CAPE	120,562	1,138,299	1,435	683,219
<b>TOTAL</b>	<b>2,623,000</b>	<b>4,518,808</b>	<b>2,568</b>	<b>3,301,162</b>

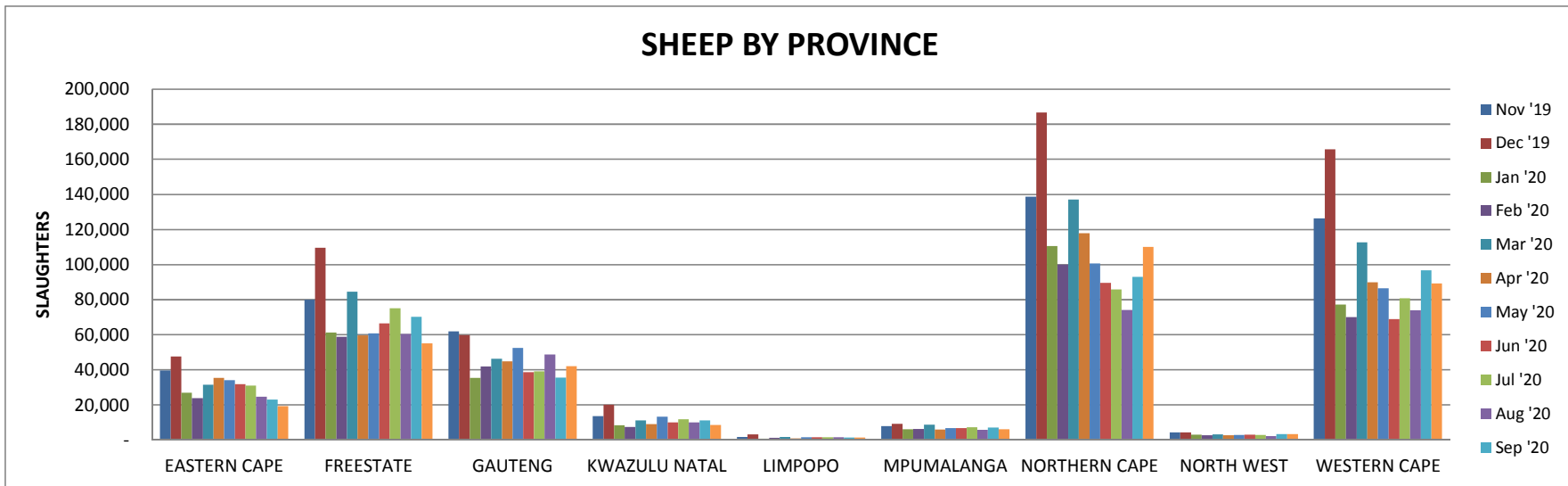
CATTLE BY PROVINCE												
MONTH	Nov '19	Dec '19	Jan '20	Feb '20	Mar '20	Apr '20	May '20	Jun '20	Jul '20	Aug '20	Sep '20	Oct '20
EASTERN CAPE	17,515	19,200	13,879	15,076	18,454	18,485	16,662	19,399	25,714	21,604	18,020	14,483
FREESTATE	44,135	51,261	41,875	41,507	47,076	36,887	36,317	36,328	40,008	36,068	39,090	39,016
GAUTENG	41,104	46,297	36,245	33,396	38,266	30,662	36,346	35,971	39,547	36,215	37,691	36,793
KWAZULU NATAL	20,418	28,803	16,983	15,833	19,412	17,052	16,526	18,429	17,330	18,494	20,855	17,734
LIMPOPO	11,439	15,780	11,259	12,356	14,248	11,022	10,788	11,625	11,388	10,797	11,635	12,142
MPUMALANGA	49,417	64,541	40,620	39,418	51,028	36,998	40,798	41,416	47,838	44,181	47,371	48,701
NORTHERN CAPE	18,746	20,400	14,943	13,645	16,414	14,417	13,811	14,786	13,125	14,354	13,203	15,194
NORTH WEST	21,379	25,646	14,883	17,956	21,635	15,227	18,253	20,056	20,437	18,971	21,595	22,106
WESTERN CAPE	11,659	11,313	9,984	8,241	11,109	10,113	9,525	9,498	10,078	9,316	9,616	10,115
<b>TOTAL</b>	<b>235,809</b>	<b>283,238</b>	<b>200,670</b>	<b>197,427</b>	<b>237,642</b>	<b>190,863</b>	<b>199,025</b>	<b>207,507</b>	<b>225,463</b>	<b>209,998</b>	<b>219,076</b>	<b>216,284</b>



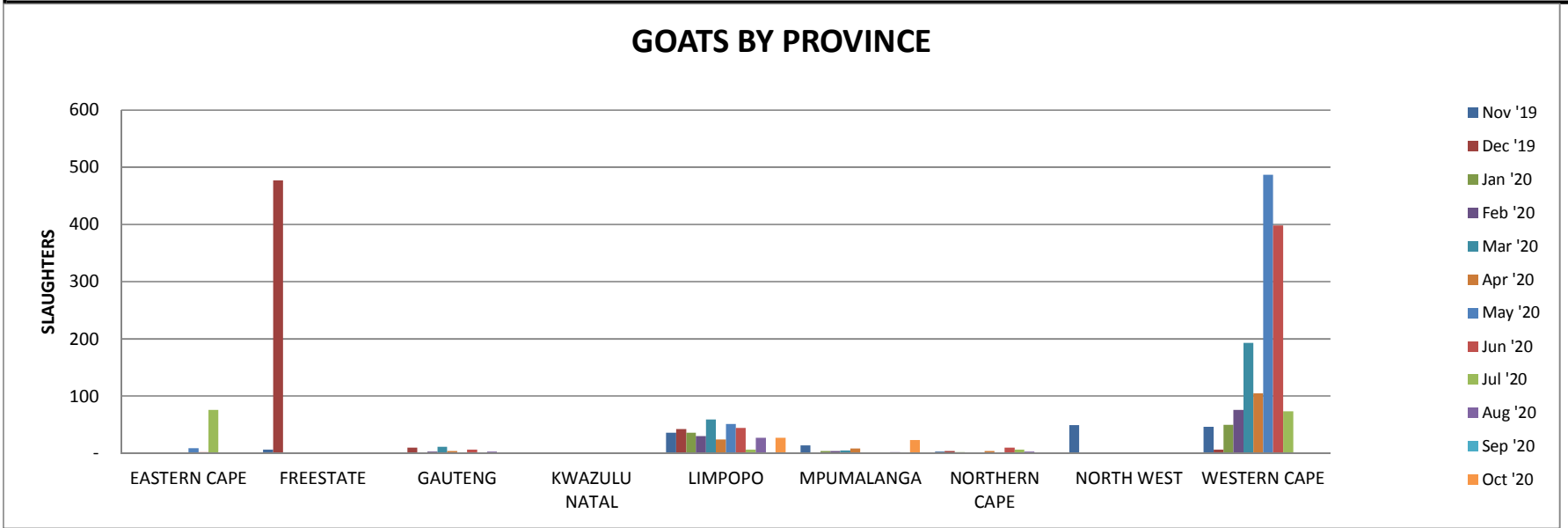
### SHEEP BY PROVINCE

MONTH	Nov '19	Dec '19	Jan '20	Feb '20	Mar '20	Apr '20	May '20	Jun '20	Jul '20	Aug '20	Sep '20	Oct '20
EASTERN CAPE	39,671	47,576	26,998	23,885	31,568	35,429	34,104	31,810	31,011	24,826	22,984	19,443
FREESTATE	80,009	109,558	61,317	58,885	84,643	59,666	60,836	66,551	75,152	60,551	70,231	55,183
GAUTENG	61,921	59,815	35,456	41,910	46,343	44,890	52,456	38,728	39,233	48,815	35,540	42,013
KWAZULU NATAL	13,746	20,172	8,512	7,454	11,238	9,157	13,259	10,016	11,874	10,007	11,335	8,523
LIMPOPO	1,669	3,205	778	1,322	1,697	958	1,607	1,554	1,553	1,582	1,491	1,410
MPUMALANGA	7,974	9,282	6,179	6,273	8,704	6,023	6,820	6,830	7,209	5,932	7,109	6,135
NORTHERN CAPE	138,744	186,748	110,530	100,013	137,161	117,987	100,627	89,648	85,936	74,226	92,916	110,100
NORTH WEST	4,403	4,407	3,099	2,723	3,145	2,770	2,876	2,991	2,881	2,268	3,333	3,387
WESTERN CAPE	126,485	165,652	77,207	70,190	112,694	89,788	86,435	68,953	80,820	73,994	96,734	89,350
<b>TOTAL</b>	<b>474,621</b>	<b>606,414</b>	<b>330,075</b>	<b>312,654</b>	<b>437,192</b>	<b>366,667</b>	<b>359,020</b>	<b>317,081</b>	<b>335,667</b>	<b>302,199</b>	<b>341,673</b>	<b>335,544</b>

### SHEEP BY PROVINCE



GOATS BY PROVINCE												
MONTH	Nov '19	Dec '19	Jan '20	Feb '20	Mar '20	Apr '20	May '20	Jun '20	Jul '20	Aug '20	Sep '20	Oct '20
EASTERN CAPE	-	-	-	1	-	-	9	2	76	-	-	-
FREESTATE	6	477	-	-	-	-	-	-	-	-	-	-
GAUTENG	-	10	-	3	11	4	-	6	-	3	-	-
KWAZULU NATAL	-	-	1	-	-	-	-	-	-	-	-	-
LIMPOPO	36	42	36	30	59	24	51	44	6	27	-	27
MPUMALANGA	14	-	4	4	5	8	-	-	-	2	-	23
NORTHERN CAPE	3	4	2	-	1	4	-	10	6	3	-	-
NORTH WEST	49	-	-	-	-	-	-	-	-	-	-	-
WESTERN CAPE	46	6	50	76	193	105	487	398	73	1	-	-
<b>TOTAL</b>	<b>154</b>	<b>539</b>	<b>93</b>	<b>114</b>	<b>269</b>	<b>145</b>	<b>547</b>	<b>460</b>	<b>161</b>	<b>36</b>	<b>-</b>	<b>50</b>



PIGS BY PROVINCE												
MONTH	Nov '19	Dec '19	Jan '20	Feb '20	Mar '20	Apr '20	May '20	Jun '20	Jul '20	Aug '20	Sep '20	Oct '20
EASTERN CAPE	15,457	21,326	11,626	13,239	18,615	15,112	18,100	18,003	13,346	12,686	12,613	12,814
FREESTATE	18,251	19,524	20,506	18,801	21,598	19,644	19,827	19,457	21,064	17,339	19,770	17,447
GAUTENG	107,714	100,174	86,793	104,696	125,792	115,161	120,870	123,066	124,643	113,185	106,668	107,718
KWAZULU NATAL	38,535	37,167	39,818	35,955	40,790	41,108	37,752	39,623	41,232	37,713	39,309	39,225
LIMPOPO	4,964	5,870	4,401	3,926	4,088	4,045	4,788	4,491	4,549	4,616	4,571	4,684
MPUMALANGA	12,452	15,877	13,386	12,264	12,822	10,725	11,878	11,004	10,866	10,093	8,981	9,266
NORTHERN CAPE	9,077	10,764	9,653	8,801	10,152	9,103	9,132	9,783	10,550	9,336	9,897	10,183
NORTH WEST	7,905	6,270	6,484	6,760	7,852	7,292	7,156	7,421	7,509	7,024	7,397	6,963
WESTERN CAPE	52,745	53,564	55,253	54,350	59,815	51,048	56,055	64,208	63,023	55,061	58,580	59,515
<b>TOTAL</b>	<b>267,100</b>	<b>270,536</b>	<b>247,920</b>	<b>258,793</b>	<b>301,525</b>	<b>273,239</b>	<b>285,558</b>	<b>297,056</b>	<b>296,782</b>	<b>267,053</b>	<b>267,786</b>	<b>267,815</b>

