

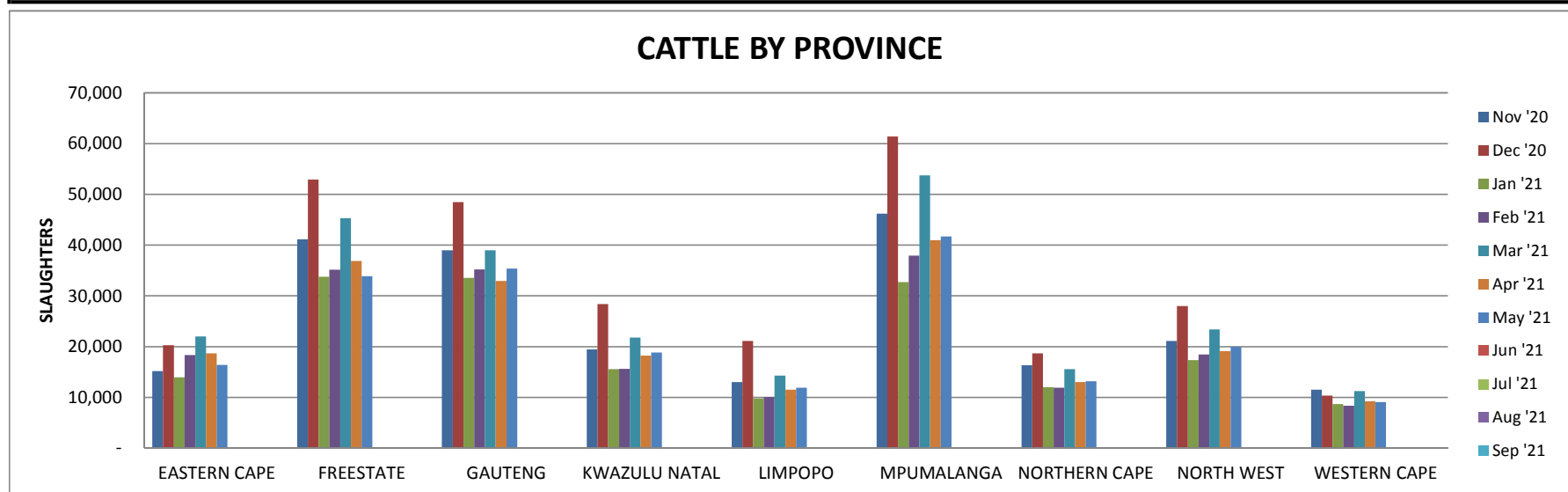
MSMS DATA
- Nov. 2020 to Oct. 2021 -

TOTAL SLAUGHTERS												
PROVINCE	Nov '20				Dec '20				Jan '21			
	Cattle	Sheep	Goats	Pigs	Cattle	Sheep	Goats	Pigs	Cattle	Sheep	Goats	Pigs
EASTERN CAPE	15,210	28,296	-	12,980	20,270	44,392	-	16,101	13,937	22,029	1	8,392
FREESTATE	41,136	77,824	-	20,236	52,918	108,950	-	23,917	33,759	52,612	-	16,791
GAUTENG	39,012	50,157	-	110,783	48,498	53,886	-	127,510	33,516	38,373	7	108,290
KWAZULU NATAL	19,460	13,139	-	38,750	28,346	17,473	-	39,719	15,565	6,977	-	35,538
LIMPOPO	13,048	1,870	15	4,658	21,141	3,108	-	6,316	9,803	1,295	4	3,380
MPUMALANGA	46,189	4,991	8	8,567	61,407	11,133	-	12,052	32,695	6,387	8	8,847
NORTHERN CAPE	16,326	114,959	3	9,578	18,638	170,681	2	11,159	12,033	72,099	3	9,266
NORTH WEST	21,142	3,100	8	7,742	27,990	5,212	5	9,497	17,342	3,040	11	7,069
WESTERN CAPE	11,528	104,764	26	55,926	10,346	123,159	-	66,718	8,706	73,809	-	50,382
TOTAL	223,051	399,099	60	269,220	289,553	537,994	7	312,989	177,354	276,622	34	247,955

PROVINCE	Feb '21				Mar '21				Apr '21			
	Cattle	Sheep	Goats	Pigs	Cattle	Sheep	Goats	Pigs	Cattle	Sheep	Goats	Pigs
EASTERN CAPE	18,305	25,056	-	11,331	21,995	37,488	-	17,390	18,664	39,095	-	12,407
FREESTATE	35,121	58,595	74	19,827	45,325	83,237	-	24,703	36,896	69,421	-	20,425
GAUTENG	35,177	47,636	20	109,943	38,967	49,496	-	139,057	32,921	44,266	-	119,171
KWAZULU NATAL	15,585	7,945	-	36,987	21,780	10,831	-	43,432	18,223	8,721	-	39,299
LIMPOPO	10,097	1,467	12	3,720	14,249	2,236	26	4,569	11,499	1,737	33	7,363
MPUMALANGA	37,945	6,292	4	8,185	53,750	7,630	-	10,453	40,977	7,102	-	9,536
NORTHERN CAPE	11,911	104,244	2	9,533	15,575	114,984	-	11,094	13,006	99,167	1	10,219
NORTH WEST	18,476	2,645	11	6,526	23,406	2,919	11	7,672	19,093	2,526	-	6,230
WESTERN CAPE	8,339	73,029	40	51,577	11,239	103,851	24	57,529	9,264	78,191	10	58,370
TOTAL	190,955	326,909	163	257,629	246,285	412,672	61	315,899	200,542	350,226	44	283,020

PROVINCE	Total			
	Cattle	Sheep	Goats	Pigs
EASTERN CAPE	124,769	232,519	3	95,254
FREESTATE	279,054	512,012	74	146,466
GAUTENG	263,458	331,200	27	810,590
KWAZULU NATAL	137,786	74,314	-	272,819
LIMPOPO	91,761	13,412	103	39,036
MPUMALANGA	314,681	48,903	20	66,284
NORTHERN CAPE	100,642	732,752	11	71,092
NORTH WEST	147,404	21,689	46	51,709
WESTERN CAPE	68,504	621,942	134	397,289
TOTAL	1,528,059	2,588,743	418	1,950,539

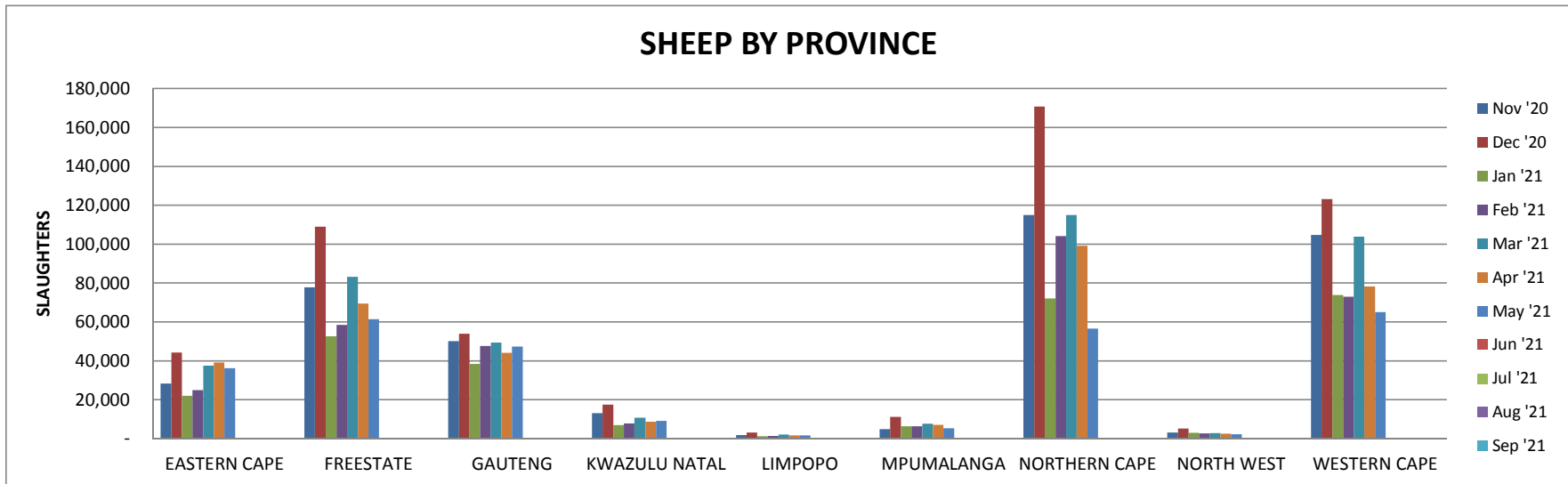
CATTLE BY PROVINCE												
MONTH	Nov '20	Dec '20	Jan '21	Feb '21	Mar '21	Apr '21	May '21	Jun '21	Jul '21	Aug '21	Sep '21	Oct '21
EASTERN CAPE	15,210	20,270	13,937	18,305	21,995	18,664	16,388	-	-	-	-	-
FREESTATE	41,136	52,918	33,759	35,121	45,325	36,896	33,899	-	-	-	-	-
GAUTENG	39,012	48,498	33,516	35,177	38,967	32,921	35,367	-	-	-	-	-
KWAZULU NATAL	19,460	28,346	15,565	15,585	21,780	18,223	18,828	-	-	-	-	-
LIMPOPO	13,048	21,141	9,803	10,097	14,249	11,499	11,926	-	-	-	-	-
MPUMALANGA	46,189	61,407	32,695	37,945	53,750	40,977	41,720	-	-	-	-	-
NORTHERN CAPE	16,326	18,638	12,033	11,911	15,575	13,006	13,153	-	-	-	-	-
NORTH WEST	21,142	27,990	17,342	18,476	23,406	19,093	19,955	-	-	-	-	-
WESTERN CAPE	11,528	10,346	8,706	8,339	11,239	9,264	9,083	-	-	-	-	-
TOTAL	223,051	289,553	177,354	190,955	246,285	200,542	200,319	-	-	-	-	-



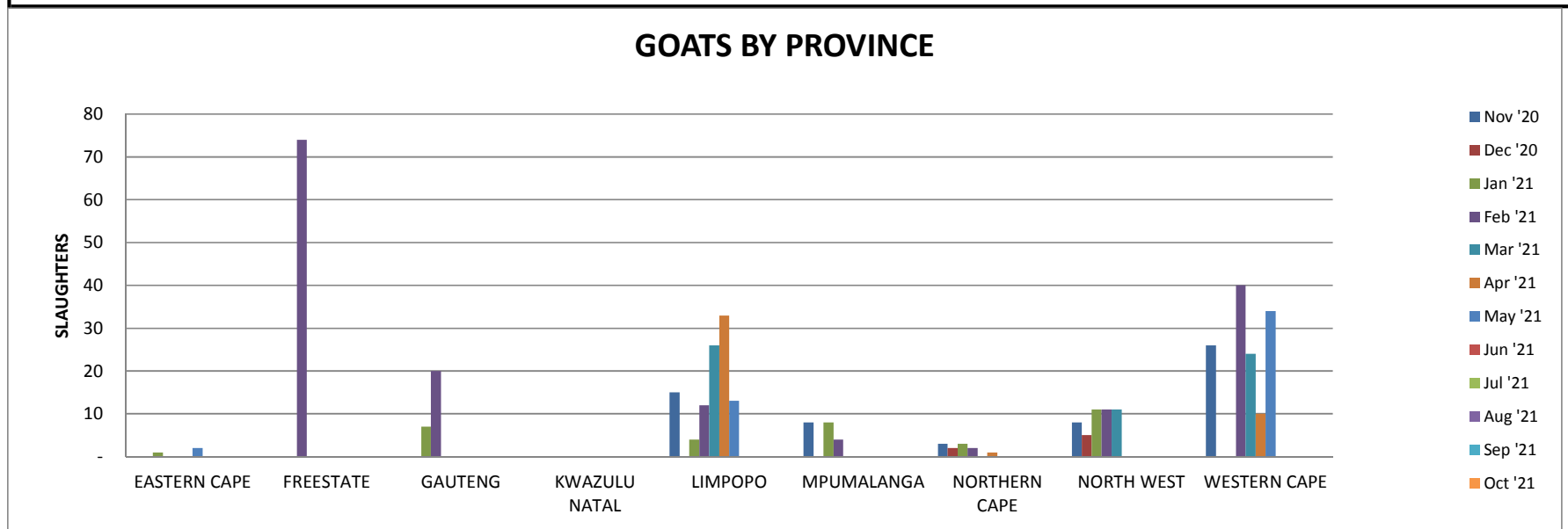
SHEEP BY PROVINCE

MONTH	Nov '20	Dec '20	Jan '21	Feb '21	Mar '21	Apr '21	May '21	Jun '21	Jul '21	Aug '21	Sep '21	Oct '21
EASTERN CAPE	28,296	44,392	22,029	25,056	37,488	39,095	36,162	-	-	-	-	-
FREESTATE	77,824	108,950	52,612	58,595	83,237	69,421	61,373	-	-	-	-	-
GAUTENG	50,157	53,886	38,373	47,636	49,496	44,266	47,386	-	-	-	-	-
KWAZULU NATAL	13,139	17,473	6,977	7,945	10,831	8,721	9,229	-	-	-	-	-
LIMPOPO	1,870	3,108	1,295	1,467	2,236	1,737	1,699	-	-	-	-	-
MPUMALANGA	4,991	11,133	6,387	6,292	7,630	7,102	5,368	-	-	-	-	-
NORTHERN CAPE	114,959	170,681	72,099	104,244	114,984	99,167	56,618	-	-	-	-	-
NORTH WEST	3,100	5,212	3,040	2,645	2,919	2,526	2,247	-	-	-	-	-
WESTERN CAPE	104,764	123,159	73,809	73,029	103,851	78,191	65,138	-	-	-	-	-
TOTAL	399,099	537,994	276,622	326,909	412,672	350,226	285,220	-	-	-	-	-

SHEEP BY PROVINCE



GOATS BY PROVINCE												
MONTH	Nov '20	Dec '20	Jan '21	Feb '21	Mar '21	Apr '21	May '21	Jun '21	Jul '21	Aug '21	Sep '21	Oct '21
EASTERN CAPE	-	-	1	-	-	-	2	-	-	-	-	-
FREESTATE	-	-	-	74	-	-	-	-	-	-	-	-
GAUTENG	-	-	7	20	-	-	-	-	-	-	-	-
KWAZULU NATAL	-	-	-	-	-	-	-	-	-	-	-	-
LIMPOPO	15	-	4	12	26	33	13	-	-	-	-	-
MPUMALANGA	8	-	8	4	-	-	-	-	-	-	-	-
NORTHERN CAPE	3	2	3	2	-	1	-	-	-	-	-	-
NORTH WEST	8	5	11	11	11	-	-	-	-	-	-	-
WESTERN CAPE	26	-	-	40	24	10	34	-	-	-	-	-
TOTAL	60	7	34	163	61	44	49	-	-	-	-	-



PIGS BY PROVINCE												
MONTH	Nov '20	Dec '20	Jan '21	Feb '21	Mar '21	Apr '21	May '21	Jun '21	Jul '21	Aug '21	Sep '21	Oct '21
EASTERN CAPE	12,980	16,101	8,392	11,331	17,390	12,407	16,653	-	-	-	-	-
FREESTATE	20,236	23,917	16,791	19,827	24,703	20,425	20,567	-	-	-	-	-
GAUTENG	110,783	127,510	108,290	109,943	139,057	119,171	95,836	-	-	-	-	-
KWAZULU NATAL	38,750	39,719	35,538	36,987	43,432	39,299	39,097	-	-	-	-	-
LIMPOPO	4,658	6,316	3,380	3,720	4,569	7,363	9,030	-	-	-	-	-
MPUMALANGA	8,567	12,052	8,847	8,185	10,453	9,536	8,644	-	-	-	-	-
NORTHERN CAPE	9,578	11,159	9,266	9,533	11,094	10,219	10,243	-	-	-	-	-
NORTH WEST	7,742	9,497	7,069	6,526	7,672	6,230	6,973	-	-	-	-	-
WESTERN CAPE	55,926	66,718	50,382	51,577	57,529	58,370	56,786	-	-	-	-	-
TOTAL	269,220	312,989	247,955	257,629	315,899	283,020	263,829	-	-	-	-	-

