

**MSMS DATA**  
- Nov. 2020 to Oct. 2021 -

<b>TOTAL SLAUGHTERS</b>												
<b>PROVINCE</b>	<b>Nov '20</b>				<b>Dec '20</b>				<b>Jan '21</b>			
	<b>Cattle</b>	<b>Sheep</b>	<b>Goats</b>	<b>Pigs</b>	<b>Cattle</b>	<b>Sheep</b>	<b>Goats</b>	<b>Pigs</b>	<b>Cattle</b>	<b>Sheep</b>	<b>Goats</b>	<b>Pigs</b>
EASTERN CAPE	15,214	28,314	-	12,983	21,684	47,952	-	16,104	13,941	22,048	1	8,395
FREESTATE	41,155	78,010	-	20,236	52,951	109,320	-	23,917	33,785	52,862	-	16,791
GAUTENG	39,012	50,157	-	113,061	48,498	53,886	-	130,088	33,516	38,373	7	110,016
KWAZULU NATAL	19,460	13,139	-	38,750	28,346	17,473	-	39,719	15,565	6,977	-	35,538
LIMPOPO	13,048	1,870	15	4,658	21,141	3,108	-	6,316	9,803	1,295	4	3,380
MPUMALANGA	46,189	4,991	8	8,567	61,407	11,133	-	12,052	32,695	6,387	8	8,847
NORTHERN CAPE	16,326	114,959	3	9,578	18,638	170,687	2	11,159	12,033	72,099	3	9,266
NORTH WEST	21,142	3,100	8	5,464	27,990	5,212	5	6,919	17,342	3,040	11	5,343
WESTERN CAPE	11,528	104,764	26	55,926	10,346	125,554	-	66,718	8,706	73,809	-	50,382
<b>TOTAL</b>	<b>223,074</b>	<b>399,303</b>	<b>60</b>	<b>269,223</b>	<b>291,000</b>	<b>544,324</b>	<b>7</b>	<b>312,992</b>	<b>177,384</b>	<b>276,891</b>	<b>34</b>	<b>247,958</b>

<b>PROVINCE</b>	<b>Feb '21</b>				<b>Mar '21</b>				<b>Apr '21</b>			
	<b>Cattle</b>	<b>Sheep</b>	<b>Goats</b>	<b>Pigs</b>	<b>Cattle</b>	<b>Sheep</b>	<b>Goats</b>	<b>Pigs</b>	<b>Cattle</b>	<b>Sheep</b>	<b>Goats</b>	<b>Pigs</b>
EASTERN CAPE	18,365	25,103	-	11,461	22,066	37,610	-	17,586	18,827	39,365	-	12,590
FREESTATE	35,145	58,865	74	19,827	45,344	83,407	-	24,703	36,912	69,576	-	20,425
GAUTENG	35,177	47,636	20	111,722	38,967	49,496	-	141,401	32,921	44,266	-	121,769
KWAZULU NATAL	15,585	7,945	-	36,987	21,780	10,831	-	43,432	18,223	8,721	-	39,299
LIMPOPO	10,097	1,467	12	3,720	14,249	2,236	26	4,569	11,499	1,737	33	7,432
MPUMALANGA	37,945	6,292	4	8,185	53,750	7,630	-	10,453	40,977	7,102	-	9,536
NORTHERN CAPE	11,911	104,244	2	9,533	15,575	114,984	-	11,094	13,006	99,167	1	10,219
NORTH WEST	18,476	2,645	11	4,747	23,406	2,919	11	5,328	19,179	2,621	12	4,674
WESTERN CAPE	8,563	75,218	40	52,372	11,463	107,732	24	58,324	9,488	81,447	10	59,165
<b>TOTAL</b>	<b>191,262</b>	<b>329,415</b>	<b>163</b>	<b>258,553</b>	<b>246,598</b>	<b>416,844</b>	<b>61</b>	<b>316,889</b>	<b>201,031</b>	<b>354,001</b>	<b>56</b>	<b>285,109</b>

PROVINCE	May '21				Jun '21				Jul '21			
	Cattle	Sheep	Goats	Pigs	Cattle	Sheep	Goats	Pigs	Cattle	Sheep	Goats	Pigs
EASTERN CAPE	16,551	36,571	2	16,885	19,071	26,754	-	23,491	25,647	24,688	-	22,146
FREESTATE	34,856	67,425	-	21,031	36,798	67,401	-	22,755	37,598	60,087	-	24,835
GAUTENG	35,367	47,386	-	126,391	33,990	42,132	-	128,296	34,023	43,148	-	124,463
KWAZULU NATAL	18,839	9,242	-	40,708	17,162	8,836	-	41,166	13,490	9,278	-	31,417
LIMPOPO	11,931	1,699	13	9,091	11,696	1,677	32	9,179	11,001	1,670	10	9,160
MPUMALANGA	43,258	7,069	-	9,264	43,743	6,596	10	9,573	45,552	5,454	-	8,106
NORTHERN CAPE	13,153	82,092	-	10,244	13,356	88,368	2	10,448	14,594	84,598	-	10,251
NORTH WEST	20,297	2,787	12	5,192	19,602	2,855	12	5,500	19,666	3,261	12	5,077
WESTERN CAPE	9,307	68,608	34	57,581	9,738	80,398	26	65,034	9,118	75,293	72	57,436
<b>TOTAL</b>	<b>203,558</b>	<b>322,878</b>	<b>61</b>	<b>296,387</b>	<b>205,155</b>	<b>325,016</b>	<b>82</b>	<b>315,442</b>	<b>210,687</b>	<b>307,476</b>	<b>94</b>	<b>292,891</b>

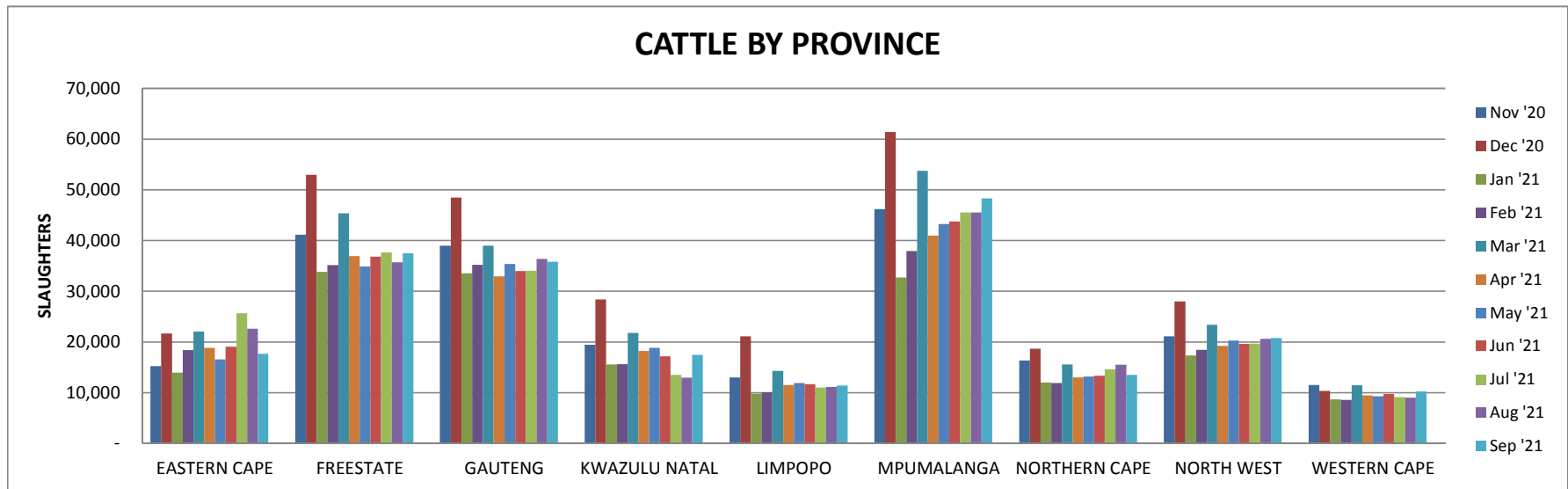
PROVINCE	Aug '21				Sep '21				Oct '21			
	Cattle	Sheep	Goats	Pigs	Cattle	Sheep	Goats	Pigs	Cattle	Sheep	Goats	Pigs
EASTERN CAPE	22,617	23,600	-	23,621	17,700	23,185	-	20,958	-	-	-	-
FREESTATE	35,737	61,347	-	25,248	37,492	62,107	-	26,387	-	-	-	-
GAUTENG	36,387	45,407	-	129,156	35,811	45,376	-	131,862	-	-	-	-
KWAZULU NATAL	12,983	6,549	-	35,669	17,461	6,529	-	36,744	-	-	-	-
LIMPOPO	11,149	1,822	10	10,045	11,431	1,898	4	9,070	-	-	-	-
MPUMALANGA	45,532	6,094	-	8,667	48,322	6,213	-	8,589	-	-	-	-
NORTHERN CAPE	15,519	80,040	7	10,288	13,541	94,897	74	9,883	-	-	-	-
NORTH WEST	20,635	2,351	-	4,752	20,756	5,116	-	4,974	-	-	-	-
WESTERN CAPE	9,026	75,871	3	59,112	10,236	99,433	61	63,920	-	-	-	-
<b>TOTAL</b>	<b>209,584</b>	<b>303,080</b>	<b>20</b>	<b>306,558</b>	<b>212,750</b>	<b>344,754</b>	<b>139</b>	<b>312,387</b>	<b>-</b>	<b>-</b>	<b>-</b>	<b>-</b>

PROVINCE	Total			
	Cattle	Sheep	Goats	Pigs
EASTERN CAPE	211,681	335,188	3	186,223
FREESTATE	427,773	770,406	74	246,155
GAUTENG	403,669	507,263	27	1,368,225
KWAZULU NATAL	198,891	105,517	-	419,424
LIMPOPO	137,042	20,479	159	76,620
MPUMALANGA	499,368	74,961	30	101,839
NORTHERN CAPE	157,652	1,106,135	94	111,963
NORTH WEST	228,491	35,907	92	57,971
WESTERN CAPE	107,516	968,127	296	645,968
<b>TOTAL</b>	<b>2,372,083</b>	<b>3,923,983</b>	<b>775</b>	<b>3,214,388</b>

### CATTLE BY PROVINCE

MONTH	Nov '20	Dec '20	Jan '21	Feb '21	Mar '21	Apr '21	May '21	Jun '21	Jul '21	Aug '21	Sep '21	Oct '21
EASTERN CAPE	15,214	21,684	13,941	18,365	22,066	18,827	16,551	19,071	25,647	22,617	17,700	-
FREESTATE	41,155	52,951	33,785	35,145	45,344	36,912	34,856	36,798	37,598	35,737	37,492	-
GAUTENG	39,012	48,498	33,516	35,177	38,967	32,921	35,367	33,990	34,023	36,387	35,811	-
KWAZULU NATAL	19,460	28,346	15,565	15,585	21,780	18,223	18,839	17,162	13,490	12,983	17,461	-
LIMPOPO	13,048	21,141	9,803	10,097	14,249	11,499	11,931	11,696	11,001	11,149	11,431	-
MPUMALANGA	46,189	61,407	32,695	37,945	53,750	40,977	43,258	43,743	45,552	45,532	48,322	-
NORTHERN CAPE	16,326	18,638	12,033	11,911	15,575	13,006	13,153	13,356	14,594	15,519	13,541	-
NORTH WEST	21,142	27,990	17,342	18,476	23,406	19,179	20,297	19,602	19,666	20,635	20,756	-
WESTERN CAPE	11,528	10,346	8,706	8,563	11,463	9,488	9,307	9,738	9,118	9,026	10,236	-
<b>TOTAL</b>	<b>223,074</b>	<b>291,000</b>	<b>177,384</b>	<b>191,262</b>	<b>246,598</b>	<b>201,031</b>	<b>203,558</b>	<b>205,155</b>	<b>210,687</b>	<b>209,584</b>	<b>212,750</b>	<b>-</b>

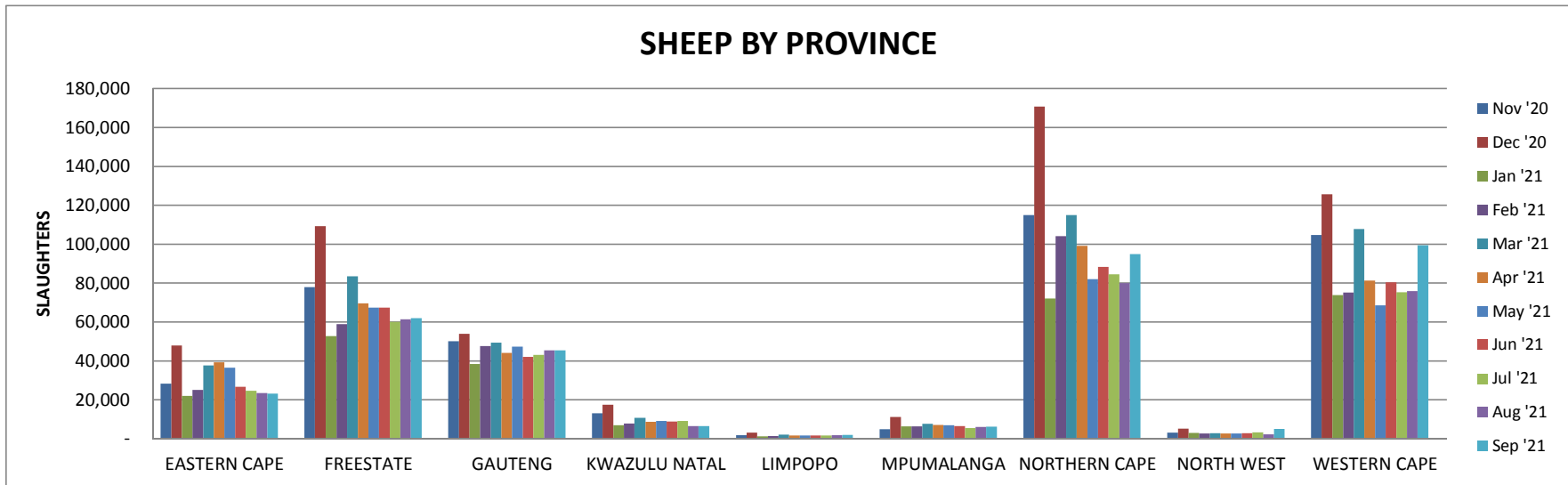
### CATTLE BY PROVINCE



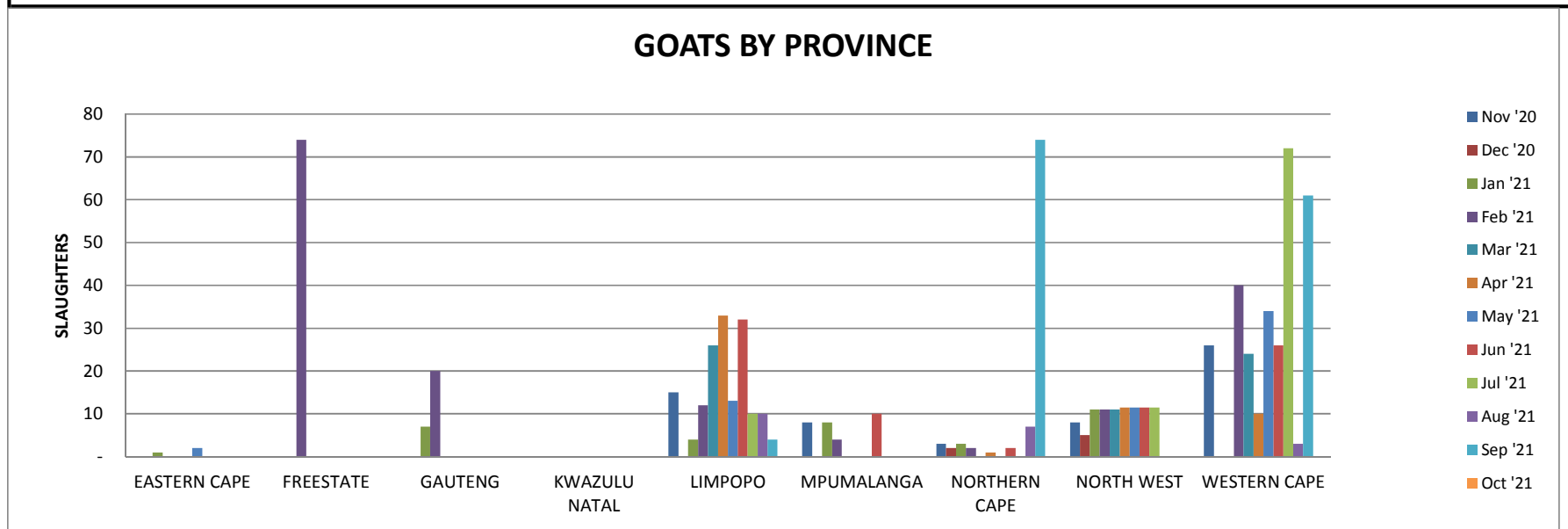
### SHEEP BY PROVINCE

MONTH	Nov '20	Dec '20	Jan '21	Feb '21	Mar '21	Apr '21	May '21	Jun '21	Jul '21	Aug '21	Sep '21	Oct '21
EASTERN CAPE	28,314	47,952	22,048	25,103	37,610	39,365	36,571	26,754	24,688	23,600	23,185	-
FREESTATE	78,010	109,320	52,862	58,865	83,407	69,576	67,425	67,401	60,087	61,347	62,107	-
GAUTENG	50,157	53,886	38,373	47,636	49,496	44,266	47,386	42,132	43,148	45,407	45,376	-
KWAZULU NATAL	13,139	17,473	6,977	7,945	10,831	8,721	9,242	8,836	9,278	6,549	6,529	-
LIMPOPO	1,870	3,108	1,295	1,467	2,236	1,737	1,699	1,677	1,670	1,822	1,898	-
MPUMALANGA	4,991	11,133	6,387	6,292	7,630	7,102	7,069	6,596	5,454	6,094	6,213	-
NORTHERN CAPE	114,959	170,687	72,099	104,244	114,984	99,167	82,092	88,368	84,598	80,040	94,897	-
NORTH WEST	3,100	5,212	3,040	2,645	2,919	2,621	2,787	2,855	3,261	2,351	5,116	-
WESTERN CAPE	104,764	125,554	73,809	75,218	107,732	81,447	68,608	80,398	75,293	75,871	99,433	-
<b>TOTAL</b>	<b>399,303</b>	<b>544,324</b>	<b>276,891</b>	<b>329,415</b>	<b>416,844</b>	<b>354,001</b>	<b>322,878</b>	<b>325,016</b>	<b>307,476</b>	<b>303,080</b>	<b>344,754</b>	<b>-</b>

### SHEEP BY PROVINCE



GOATS BY PROVINCE												
MONTH	Nov '20	Dec '20	Jan '21	Feb '21	Mar '21	Apr '21	May '21	Jun '21	Jul '21	Aug '21	Sep '21	Oct '21
EASTERN CAPE	-	-	1	-	-	-	2	-	-	-	-	-
FREESTATE	-	-	-	74	-	-	-	-	-	-	-	-
GAUTENG	-	-	7	20	-	-	-	-	-	-	-	-
KWAZULU NATAL	-	-	-	-	-	-	-	-	-	-	-	-
LIMPOPO	15	-	4	12	26	33	13	32	10	10	4	-
MPUMALANGA	8	-	8	4	-	-	-	10	-	-	-	-
NORTHERN CAPE	3	2	3	2	-	1	-	2	-	7	74	-
NORTH WEST	8	5	11	11	11	12	12	12	12	-	-	-
WESTERN CAPE	26	-	-	40	24	10	34	26	72	3	61	-
<b>TOTAL</b>	<b>60</b>	<b>7</b>	<b>34</b>	<b>163</b>	<b>61</b>	<b>56</b>	<b>61</b>	<b>82</b>	<b>94</b>	<b>20</b>	<b>139</b>	<b>-</b>



PIGS BY PROVINCE												
MONTH	Nov '20	Dec '20	Jan '21	Feb '21	Mar '21	Apr '21	May '21	Jun '21	Jul '21	Aug '21	Sep '21	Oct '21
EASTERN CAPE	12,983	16,104	8,395	11,461	17,586	12,590	16,885	23,491	22,146	23,621	20,958	-
FREESTATE	20,236	23,917	16,791	19,827	24,703	20,425	21,031	22,755	24,835	25,248	26,387	-
GAUTENG	113,061	130,088	110,016	111,722	141,401	121,769	126,391	128,296	124,463	129,156	131,862	-
KWAZULU NATAL	38,750	39,719	35,538	36,987	43,432	39,299	40,708	41,166	31,417	35,669	36,744	-
LIMPOPO	4,658	6,316	3,380	3,720	4,569	7,432	9,091	9,179	9,160	10,045	9,070	-
MPUMALANGA	8,567	12,052	8,847	8,185	10,453	9,536	9,264	9,573	8,106	8,667	8,589	-
NORTHERN CAPE	9,578	11,159	9,266	9,533	11,094	10,219	10,244	10,448	10,251	10,288	9,883	-
NORTH WEST	5,464	6,919	5,343	4,747	5,328	4,674	5,192	5,500	5,077	4,752	4,974	-
WESTERN CAPE	55,926	66,718	50,382	52,372	58,324	59,165	57,581	65,034	57,436	59,112	63,920	-
<b>TOTAL</b>	<b>269,223</b>	<b>312,992</b>	<b>247,958</b>	<b>258,553</b>	<b>316,889</b>	<b>285,109</b>	<b>296,387</b>	<b>315,442</b>	<b>292,891</b>	<b>306,558</b>	<b>312,387</b>	<b>-</b>

