

**MSMS DATA**  
- Nov. 2020 to Oct. 2021 -

<b>TOTAL SLAUGHTERS</b>												
<b>PROVINCE</b>	<b>Nov '20</b>				<b>Dec '20</b>				<b>Jan '21</b>			
	<b>Cattle</b>	<b>Sheep</b>	<b>Goats</b>	<b>Pigs</b>	<b>Cattle</b>	<b>Sheep</b>	<b>Goats</b>	<b>Pigs</b>	<b>Cattle</b>	<b>Sheep</b>	<b>Goats</b>	<b>Pigs</b>
EASTERN CAPE	15,214	28,314	-	12,983	21,684	47,952	-	16,104	13,941	22,048	1	8,395
FREESTATE	41,155	78,010	-	20,236	52,951	109,320	-	23,917	33,785	52,862	-	16,791
GAUTENG	39,012	50,157	-	113,061	48,498	53,886	-	130,088	33,516	38,373	7	110,016
KWAZULU NATAL	19,460	13,139	-	38,750	28,346	17,473	-	39,719	15,666	6,977	-	35,538
LIMPOPO	13,048	1,870	15	4,658	21,141	3,108	-	6,316	9,803	1,295	4	3,380
MPUMALANGA	46,189	4,991	8	8,567	61,407	11,133	-	12,052	32,695	6,387	8	8,847
NORTHERN CAPE	16,365	115,088	3	9,628	18,677	170,816	2	11,209	12,072	72,228	3	9,316
NORTH WEST	21,142	3,271	8	5,464	27,990	5,472	5	6,919	17,342	3,040	11	5,343
WESTERN CAPE	11,528	104,764	26	55,926	10,346	125,554	-	66,718	8,706	73,809	-	50,382
<b>TOTAL</b>	<b>223,113</b>	<b>399,604</b>	<b>60</b>	<b>269,273</b>	<b>291,039</b>	<b>544,713</b>	<b>7</b>	<b>313,042</b>	<b>177,524</b>	<b>277,020</b>	<b>34</b>	<b>248,008</b>

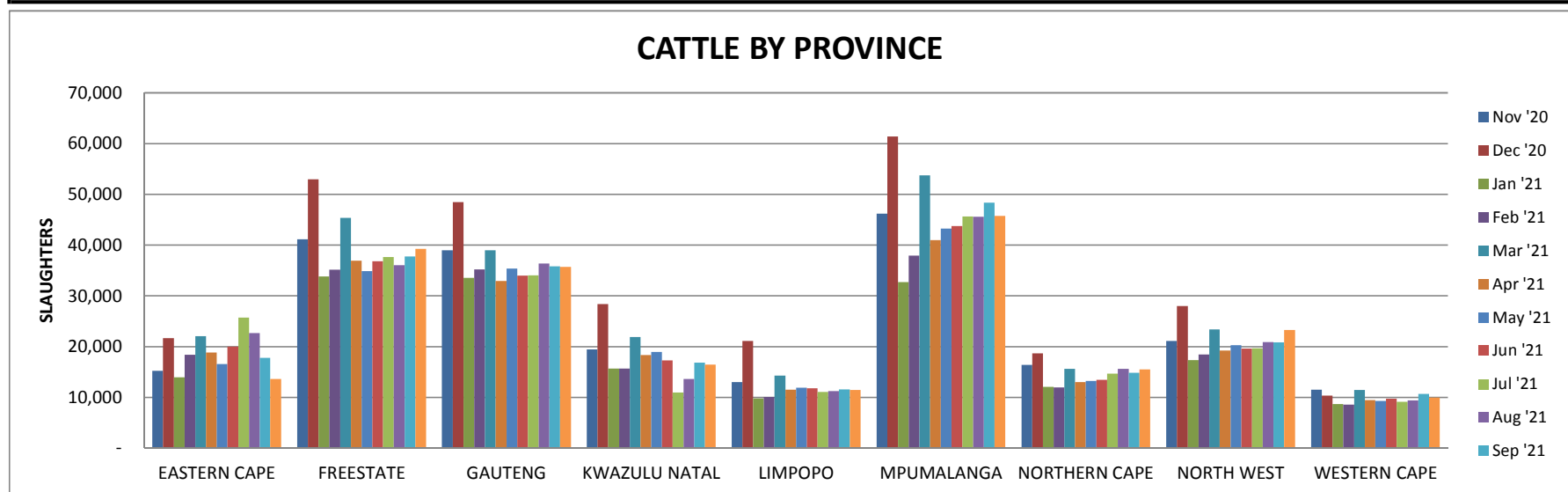
<b>PROVINCE</b>	<b>Feb '21</b>				<b>Mar '21</b>				<b>Apr '21</b>			
	<b>Cattle</b>	<b>Sheep</b>	<b>Goats</b>	<b>Pigs</b>	<b>Cattle</b>	<b>Sheep</b>	<b>Goats</b>	<b>Pigs</b>	<b>Cattle</b>	<b>Sheep</b>	<b>Goats</b>	<b>Pigs</b>
EASTERN CAPE	18,365	25,103	-	11,461	22,066	37,610	-	17,586	18,827	39,365	-	12,590
FREESTATE	35,145	58,865	74	19,827	45,344	83,407	-	24,703	36,912	69,576	-	20,425
GAUTENG	35,177	47,636	20	111,722	38,967	49,496	-	141,401	32,921	44,266	-	121,769
KWAZULU NATAL	15,686	7,945	-	36,987	21,881	10,831	-	43,432	18,324	8,721	-	39,299
LIMPOPO	10,097	1,467	12	3,720	14,249	2,236	26	4,569	11,499	1,737	33	7,432
MPUMALANGA	37,945	6,292	4	8,185	53,750	7,630	-	10,453	40,977	7,102	-	9,536
NORTHERN CAPE	11,950	104,373	2	9,583	15,614	115,113	-	11,144	13,045	99,296	1	10,269
NORTH WEST	18,476	2,645	11	4,747	23,406	2,919	11	5,328	19,179	2,621	12	4,674
WESTERN CAPE	8,563	75,218	40	52,372	11,463	107,732	24	58,324	9,488	81,447	10	59,165
<b>TOTAL</b>	<b>191,402</b>	<b>329,545</b>	<b>163</b>	<b>258,603</b>	<b>246,739</b>	<b>416,974</b>	<b>61</b>	<b>316,939</b>	<b>201,172</b>	<b>354,130</b>	<b>56</b>	<b>285,159</b>

PROVINCE	May '21				Jun '21				Jul '21			
	Cattle	Sheep	Goats	Pigs	Cattle	Sheep	Goats	Pigs	Cattle	Sheep	Goats	Pigs
EASTERN CAPE	16,551	36,571	2	16,885	19,959	29,016	-	23,537	25,677	24,818	-	22,179
FREESTATE	34,856	67,425	-	21,031	36,798	67,401	-	22,755	37,620	63,910	-	24,835
GAUTENG	35,367	47,386	-	126,391	33,990	42,132	-	128,296	34,023	43,148	-	124,463
KWAZULU NATAL	18,940	9,242	-	40,708	17,263	8,836	-	41,166	10,961	9,278	-	31,417
LIMPOPO	11,931	1,699	13	9,091	11,773	1,677	32	9,179	11,091	1,670	10	9,160
MPUMALANGA	43,258	7,069	-	9,264	43,743	6,596	10	9,573	45,651	5,622	-	8,211
NORTHERN CAPE	13,192	82,221	-	10,294	13,427	88,831	2	10,498	14,668	85,084	5	10,301
NORTH WEST	20,297	2,787	12	5,192	19,602	2,855	12	5,500	19,666	3,261	12	5,077
WESTERN CAPE	9,307	68,608	34	57,581	9,738	81,845	26	65,034	9,118	76,361	72	57,436
<b>TOTAL</b>	<b>203,699</b>	<b>323,007</b>	<b>61</b>	<b>296,437</b>	<b>206,292</b>	<b>329,188</b>	<b>82</b>	<b>315,538</b>	<b>208,474</b>	<b>313,152</b>	<b>99</b>	<b>293,079</b>

PROVINCE	Aug '21				Sep '21				Oct '21			
	Cattle	Sheep	Goats	Pigs	Cattle	Sheep	Goats	Pigs	Cattle	Sheep	Goats	Pigs
EASTERN CAPE	22,629	23,789	-	23,849	17,785	23,371	-	21,182	13,629	24,205	-	21,562
FREESTATE	36,061	64,609	-	25,248	37,764	65,407	-	26,484	39,271	66,838	-	25,525
GAUTENG	36,387	45,407	-	129,156	35,811	45,376	-	131,862	35,721	39,708	-	122,098
KWAZULU NATAL	13,632	7,041	-	35,669	16,839	7,274	-	38,913	16,429	7,145	-	34,768
LIMPOPO	11,227	1,822	10	10,045	11,542	1,898	4	9,070	11,482	2,107	10	9,383
MPUMALANGA	45,576	6,132	-	8,672	48,369	6,251	-	8,594	45,751	6,809	-	7,236
NORTHERN CAPE	15,603	80,701	8	10,338	14,836	95,792	74	9,933	15,505	98,638	9	9,324
NORTH WEST	20,880	2,857	-	4,898	20,867	5,224	-	5,356	23,234	2,942	-	4,824
WESTERN CAPE	9,405	78,505	3	59,112	10,697	102,861	2	63,979	9,948	110,800	4	55,640
<b>TOTAL</b>	<b>211,399</b>	<b>310,863</b>	<b>21</b>	<b>306,987</b>	<b>214,510</b>	<b>353,454</b>	<b>80</b>	<b>315,373</b>	<b>210,971</b>	<b>359,193</b>	<b>23</b>	<b>290,360</b>

PROVINCE	Total			
	Cattle	Sheep	Goats	Pigs
EASTERN CAPE	226,325	362,160	3	208,316
FREESTATE	467,663	847,630	74	271,777
GAUTENG	439,390	546,971	27	1,490,323
KWAZULU NATAL	213,426	113,899	-	456,361
LIMPOPO	148,880	22,586	169	86,003
MPUMALANGA	545,309	82,014	30	109,190
NORTHERN CAPE	174,956	1,208,185	109	121,838
NORTH WEST	252,081	39,894	92	63,323
WESTERN CAPE	118,304	1,087,504	241	701,667
<b>TOTAL</b>	<b>2,586,334</b>	<b>4,310,843</b>	<b>745</b>	<b>3,508,798</b>

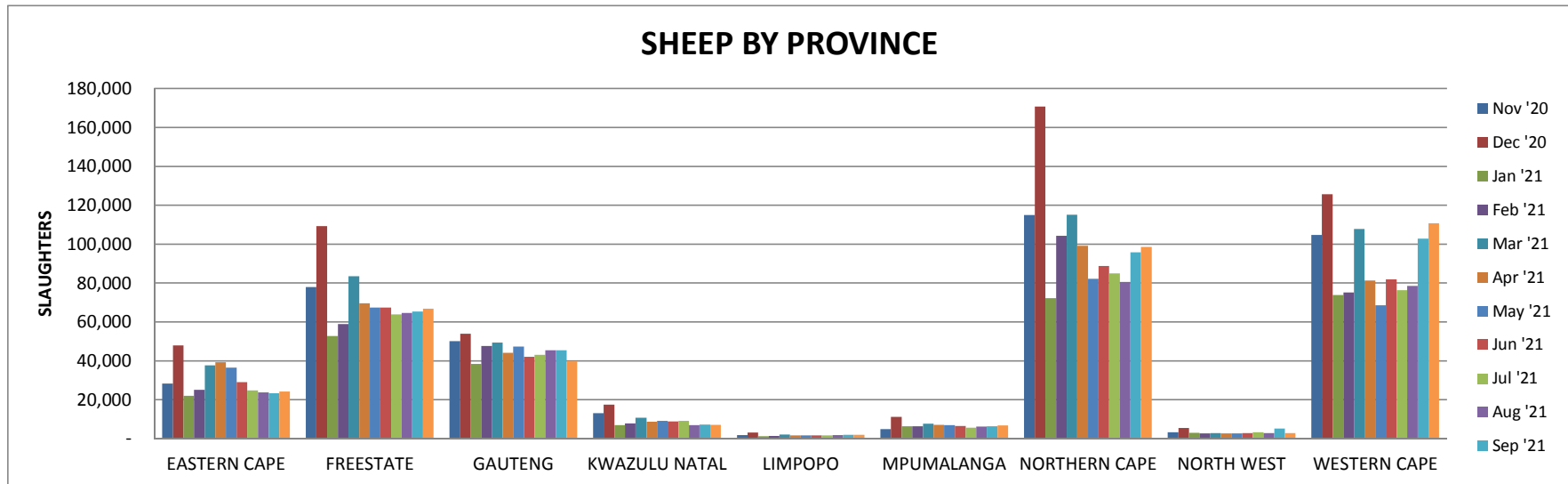
CATTLE BY PROVINCE												
MONTH	Nov '20	Dec '20	Jan '21	Feb '21	Mar '21	Apr '21	May '21	Jun '21	Jul '21	Aug '21	Sep '21	Oct '21
EASTERN CAPE	15,214	21,684	13,941	18,365	22,066	18,827	16,551	19,959	25,677	22,629	17,785	13,629
FREESTATE	41,155	52,951	33,785	35,145	45,344	36,912	34,856	36,798	37,620	36,061	37,764	39,271
GAUTENG	39,012	48,498	33,516	35,177	38,967	32,921	35,367	33,990	34,023	36,387	35,811	35,721
KWAZULU NATAL	19,460	28,346	15,666	15,686	21,881	18,324	18,940	17,263	10,961	13,632	16,839	16,429
LIMPOPO	13,048	21,141	9,803	10,097	14,249	11,499	11,931	11,773	11,091	11,227	11,542	11,482
MPUMALANGA	46,189	61,407	32,695	37,945	53,750	40,977	43,258	43,743	45,651	45,576	48,369	45,751
NORTHERN CAPE	16,365	18,677	12,072	11,950	15,614	13,045	13,192	13,427	14,668	15,603	14,836	15,505
NORTH WEST	21,142	27,990	17,342	18,476	23,406	19,179	20,297	19,602	19,666	20,880	20,867	23,234
WESTERN CAPE	11,528	10,346	8,706	8,563	11,463	9,488	9,307	9,738	9,118	9,405	10,697	9,948
<b>TOTAL</b>	<b>223,113</b>	<b>291,039</b>	<b>177,524</b>	<b>191,402</b>	<b>246,739</b>	<b>201,172</b>	<b>203,699</b>	<b>206,292</b>	<b>208,474</b>	<b>211,399</b>	<b>214,510</b>	<b>210,971</b>



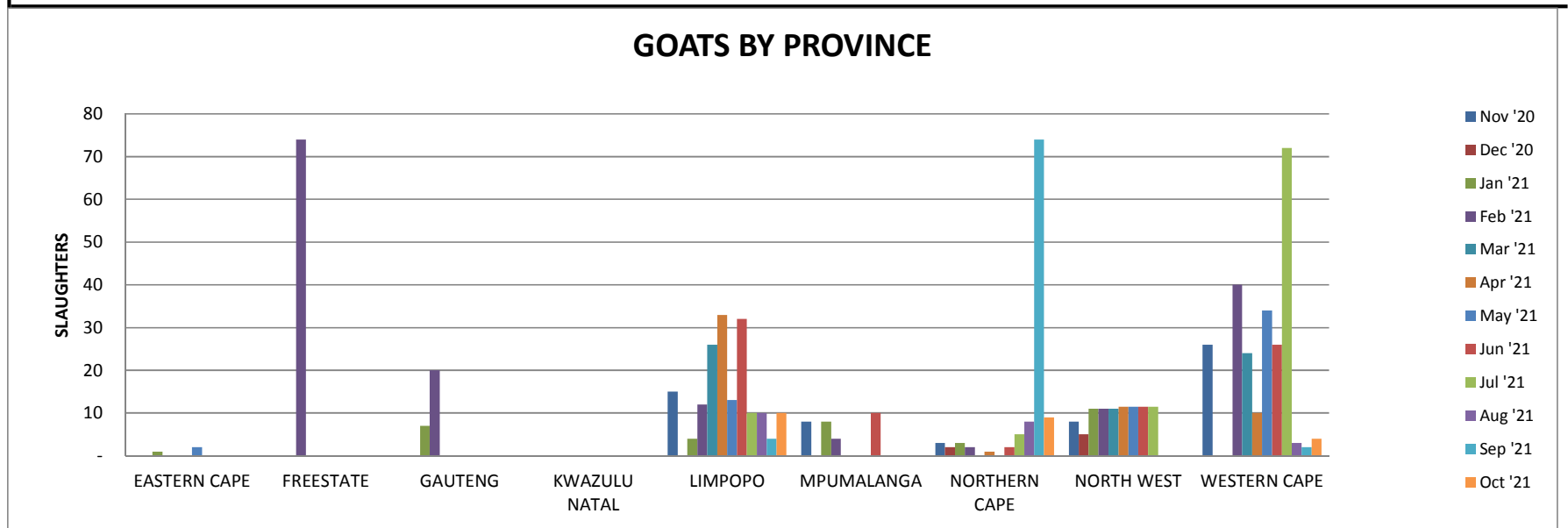
### SHEEP BY PROVINCE

MONTH	Nov '20	Dec '20	Jan '21	Feb '21	Mar '21	Apr '21	May '21	Jun '21	Jul '21	Aug '21	Sep '21	Oct '21
EASTERN CAPE	28,314	47,952	22,048	25,103	37,610	39,365	36,571	29,016	24,818	23,789	23,371	24,205
FREESTATE	78,010	109,320	52,862	58,865	83,407	69,576	67,425	67,401	63,910	64,609	65,407	66,838
GAUTENG	50,157	53,886	38,373	47,636	49,496	44,266	47,386	42,132	43,148	45,407	45,376	39,708
KWAZULU NATAL	13,139	17,473	6,977	7,945	10,831	8,721	9,242	8,836	9,278	7,041	7,274	7,145
LIMPOPO	1,870	3,108	1,295	1,467	2,236	1,737	1,699	1,677	1,670	1,822	1,898	2,107
MPUMALANGA	4,991	11,133	6,387	6,292	7,630	7,102	7,069	6,596	5,622	6,132	6,251	6,809
NORTHERN CAPE	115,088	170,816	72,228	104,373	115,113	99,296	82,221	88,831	85,084	80,701	95,792	98,638
NORTH WEST	3,271	5,472	3,040	2,645	2,919	2,621	2,787	2,855	3,261	2,857	5,224	2,942
WESTERN CAPE	104,764	125,554	73,809	75,218	107,732	81,447	68,608	81,845	76,361	78,505	102,861	110,800
<b>TOTAL</b>	<b>399,604</b>	<b>544,713</b>	<b>277,020</b>	<b>329,545</b>	<b>416,974</b>	<b>354,130</b>	<b>323,007</b>	<b>329,188</b>	<b>313,152</b>	<b>310,863</b>	<b>353,454</b>	<b>359,193</b>

### SHEEP BY PROVINCE



GOATS BY PROVINCE												
MONTH	Nov '20	Dec '20	Jan '21	Feb '21	Mar '21	Apr '21	May '21	Jun '21	Jul '21	Aug '21	Sep '21	Oct '21
EASTERN CAPE	-	-	1	-	-	-	2	-	-	-	-	-
FREESTATE	-	-	-	74	-	-	-	-	-	-	-	-
GAUTENG	-	-	7	20	-	-	-	-	-	-	-	-
KWAZULU NATAL	-	-	-	-	-	-	-	-	-	-	-	-
LIMPOPO	15	-	4	12	26	33	13	32	10	10	4	10
MPUMALANGA	8	-	8	4	-	-	-	10	-	-	-	-
NORTHERN CAPE	3	2	3	2	-	1	-	2	5	8	74	9
NORTH WEST	8	5	11	11	11	12	12	12	12	-	-	-
WESTERN CAPE	26	-	-	40	24	10	34	26	72	3	2	4
<b>TOTAL</b>	<b>60</b>	<b>7</b>	<b>34</b>	<b>163</b>	<b>61</b>	<b>56</b>	<b>61</b>	<b>82</b>	<b>99</b>	<b>21</b>	<b>80</b>	<b>23</b>



PIGS BY PROVINCE												
MONTH	Nov '20	Dec '20	Jan '21	Feb '21	Mar '21	Apr '21	May '21	Jun '21	Jul '21	Aug '21	Sep '21	Oct '21
EASTERN CAPE	12,983	16,104	8,395	11,461	17,586	12,590	16,885	23,537	22,179	23,849	21,182	21,562
FREESTATE	20,236	23,917	16,791	19,827	24,703	20,425	21,031	22,755	24,835	25,248	26,484	25,525
GAUTENG	113,061	130,088	110,016	111,722	141,401	121,769	126,391	128,296	124,463	129,156	131,862	122,098
KWAZULU NATAL	38,750	39,719	35,538	36,987	43,432	39,299	40,708	41,166	31,417	35,669	38,913	34,768
LIMPOPO	4,658	6,316	3,380	3,720	4,569	7,432	9,091	9,179	9,160	10,045	9,070	9,383
MPUMALANGA	8,567	12,052	8,847	8,185	10,453	9,536	9,264	9,573	8,211	8,672	8,594	7,236
NORTHERN CAPE	9,628	11,209	9,316	9,583	11,144	10,269	10,294	10,498	10,301	10,338	9,933	9,324
NORTH WEST	5,464	6,919	5,343	4,747	5,328	4,674	5,192	5,500	5,077	4,898	5,356	4,824
WESTERN CAPE	55,926	66,718	50,382	52,372	58,324	59,165	57,581	65,034	57,436	59,112	63,979	55,640
<b>TOTAL</b>	<b>269,273</b>	<b>313,042</b>	<b>248,008</b>	<b>258,603</b>	<b>316,939</b>	<b>285,159</b>	<b>296,437</b>	<b>315,538</b>	<b>293,079</b>	<b>306,987</b>	<b>315,373</b>	<b>290,360</b>

