

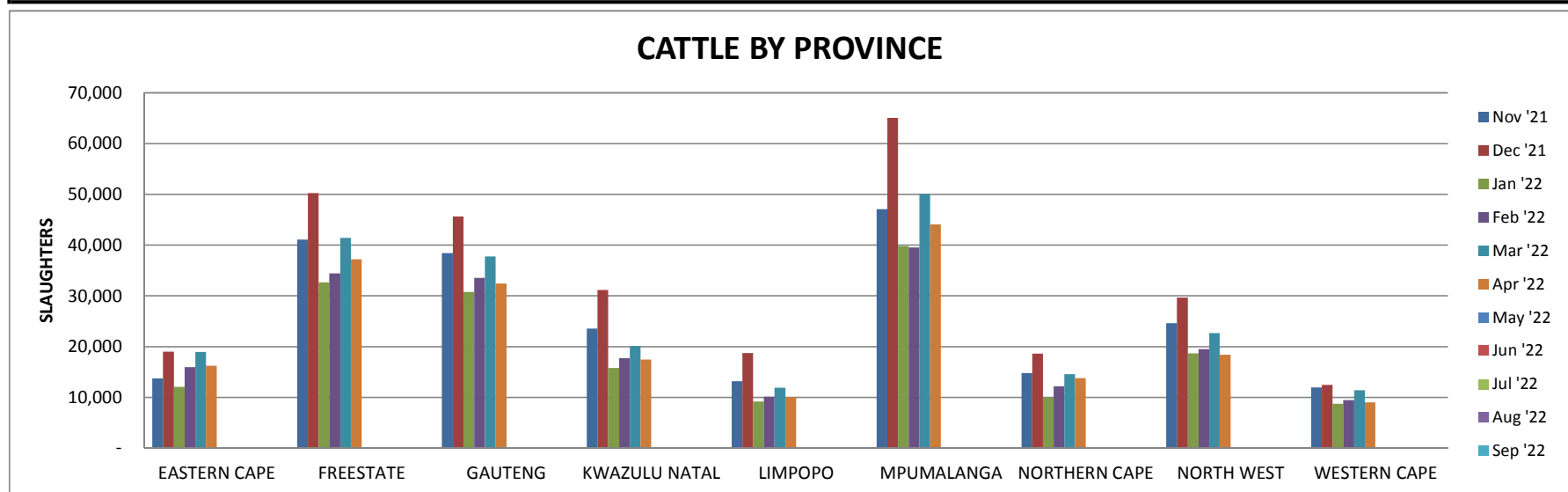
MSMS DATA
- Nov. 2021 to Oct. 2022 -

TOTAL SLAUGHTERS												
PROVINCE	Nov '21				Dec '21				Jan '22			
	Cattle	Sheep	Goats	Pigs	Cattle	Sheep	Goats	Pigs	Cattle	Sheep	Goats	Pigs
EASTERN CAPE	13,738	27,357	-	23,514	19,009	42,514	3	27,731	12,043	19,644	-	21,678
FREESTATE	41,067	70,813	-	27,790	50,255	86,286	-	31,149	32,639	52,211	-	29,025
GAUTENG	38,454	59,915	-	128,747	45,650	63,290	8	133,010	30,768	44,452	-	124,179
KWAZULU NATAL	23,590	11,135	-	40,969	31,179	15,291	-	44,210	15,788	6,649	1	40,924
LIMPOPO	13,164	2,050	12	10,395	18,737	3,466	54	11,390	9,152	1,270	3	9,519
MPUMALANGA	47,093	9,521	-	7,870	65,052	9,494	4	8,399	39,769	5,738	-	6,542
NORTHERN CAPE	14,766	112,235	1	10,395	18,612	156,591	7	10,141	9,940	83,450	-	9,069
NORTH WEST	24,592	3,768	14	6,304	29,666	4,601	14	6,969	18,670	2,836	14	5,788
WESTERN CAPE	11,957	113,770	3	57,387	12,409	164,433	12	62,661	8,760	76,003	11	55,202
TOTAL	228,419	410,562	30	313,370	290,567	545,964	102	335,659	177,527	292,252	29	301,925

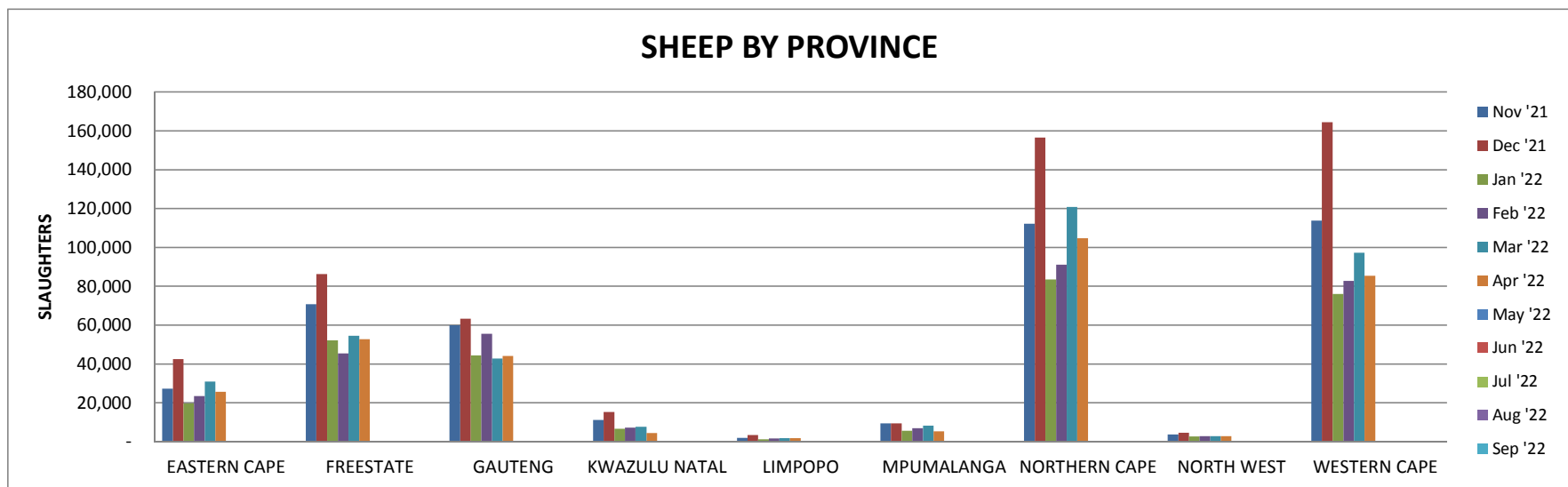
PROVINCE	Feb '22				Mar '22				Apr '22			
	Cattle	Sheep	Goats	Pigs	Cattle	Sheep	Goats	Pigs	Cattle	Sheep	Goats	Pigs
EASTERN CAPE	15,965	23,441	-	22,333	18,963	31,028	-	24,628	16,254	25,744	-	20,609
FREESTATE	34,434	45,448	-	32,070	41,441	54,484	-	35,765	37,214	52,730	-	30,920
GAUTENG	33,584	55,578	-	124,517	37,759	42,901	-	147,002	32,437	44,146	-	126,806
KWAZULU NATAL	17,714	7,341	1	40,322	20,098	7,806	-	44,048	17,456	4,502	-	37,637
LIMPOPO	10,104	1,654	18	8,670	11,922	1,870	31	11,004	9,989	1,847	17	9,034
MPUMALANGA	39,556	6,954	-	7,091	50,081	8,296	-	9,171	44,086	5,376	-	6,598
NORTHERN CAPE	12,158	91,139	66	9,256	14,557	120,921	-	10,180	13,830	104,722	1	9,383
NORTH WEST	19,508	2,858	14	4,595	22,660	2,917	-	5,437	18,431	2,941	-	4,942
WESTERN CAPE	9,461	82,887	20	54,271	11,400	97,273	3	62,880	9,023	85,381	323	54,370
TOTAL	192,482	317,299	119	303,124	228,881	367,496	34	350,115	198,720	327,389	341	300,299

PROVINCE	Total			
	Cattle	Sheep	Goats	Pigs
EASTERN CAPE	95,972	169,727	3	140,493
FREESTATE	237,049	361,970	-	186,719
GAUTENG	218,652	310,282	8	784,261
KWAZULU NATAL	125,823	52,723	1	248,109
LIMPOPO	73,066	12,157	135	60,012
MPUMALANGA	285,637	45,378	4	45,670
NORTHERN CAPE	83,862	669,058	75	58,424
NORTH WEST	133,526	19,919	56	34,034
WESTERN CAPE	63,009	619,747	372	346,770
TOTAL	1,316,596	2,260,961	654	1,904,492

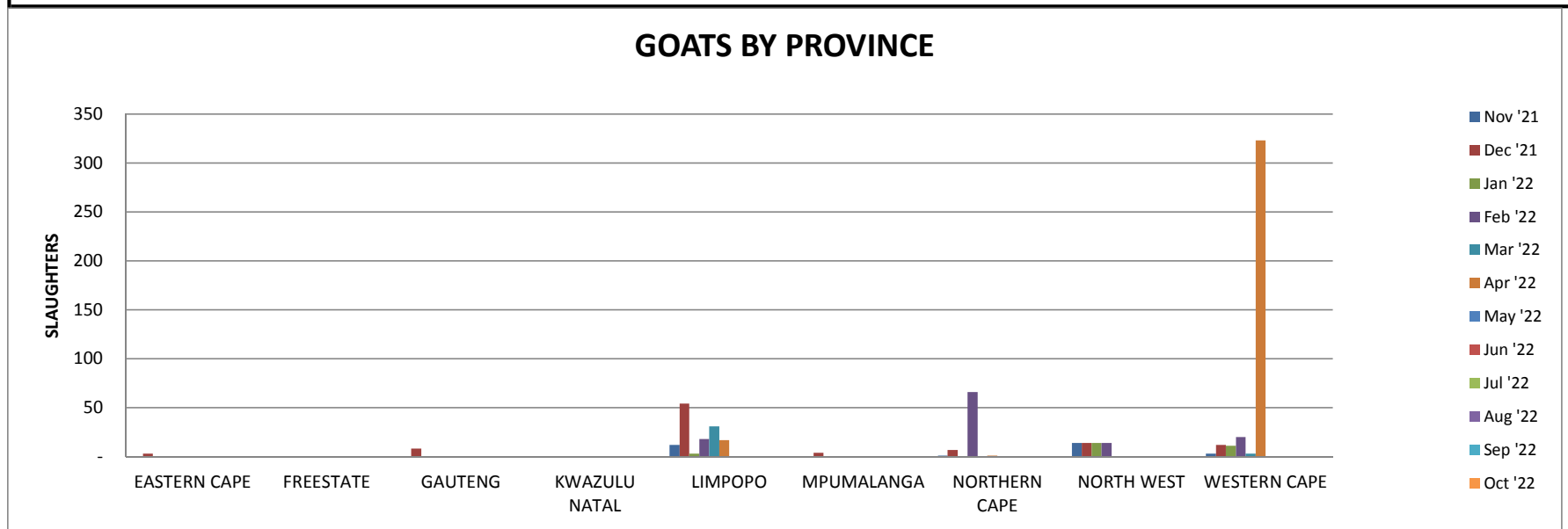
CATTLE BY PROVINCE												
MONTH	Nov '21	Dec '21	Jan '22	Feb '22	Mar '22	Apr '22	May '22	Jun '22	Jul '22	Aug '22	Sep '22	Oct '22
EASTERN CAPE	13,738	19,009	12,043	15,965	18,963	16,254	-	-	-	-	-	-
FREESTATE	41,067	50,255	32,639	34,434	41,441	37,214	-	-	-	-	-	-
GAUTENG	38,454	45,650	30,768	33,584	37,759	32,437	-	-	-	-	-	-
KWAZULU NATAL	23,590	31,179	15,788	17,714	20,098	17,456	-	-	-	-	-	-
LIMPOPO	13,164	18,737	9,152	10,104	11,922	9,989	-	-	-	-	-	-
MPUMALANGA	47,093	65,052	39,769	39,556	50,081	44,086	-	-	-	-	-	-
NORTHERN CAPE	14,766	18,612	9,940	12,158	14,557	13,830	-	-	-	-	-	-
NORTH WEST	24,592	29,666	18,670	19,508	22,660	18,431	-	-	-	-	-	-
WESTERN CAPE	11,957	12,409	8,760	9,461	11,400	9,023	-	-	-	-	-	-
TOTAL	228,419	290,567	177,527	192,482	228,881	198,720	-	-	-	-	-	-



SHEEP BY PROVINCE												
MONTH	Nov '21	Dec '21	Jan '22	Feb '22	Mar '22	Apr '22	May '22	Jun '22	Jul '22	Aug '22	Sep '22	Oct '22
EASTERN CAPE	27,357	42,514	19,644	23,441	31,028	25,744	-	-	-	-	-	-
FREESTATE	70,813	86,286	52,211	45,448	54,484	52,730	-	-	-	-	-	-
GAUTENG	59,915	63,290	44,452	55,578	42,901	44,146	-	-	-	-	-	-
KWAZULU NATAL	11,135	15,291	6,649	7,341	7,806	4,502	-	-	-	-	-	-
LIMPOPO	2,050	3,466	1,270	1,654	1,870	1,847	-	-	-	-	-	-
MPUMALANGA	9,521	9,494	5,738	6,954	8,296	5,376	-	-	-	-	-	-
NORTHERN CAPE	112,235	156,591	83,450	91,139	120,921	104,722	-	-	-	-	-	-
NORTH WEST	3,768	4,601	2,836	2,858	2,917	2,941	-	-	-	-	-	-
WESTERN CAPE	113,770	164,433	76,003	82,887	97,273	85,381	-	-	-	-	-	-
TOTAL	410,562	545,964	292,252	317,299	367,496	327,389	-	-	-	-	-	-



GOATS BY PROVINCE												
MONTH	Nov '21	Dec '21	Jan '22	Feb '22	Mar '22	Apr '22	May '22	Jun '22	Jul '22	Aug '22	Sep '22	Oct '22
EASTERN CAPE	-	3	-	-	-	-	-	-	-	-	-	-
FREESTATE	-	-	-	-	-	-	-	-	-	-	-	-
GAUTENG	-	8	-	-	-	-	-	-	-	-	-	-
KWAZULU NATAL	-	-	1	1	-	-	-	-	-	-	-	-
LIMPOPO	12	54	3	18	31	17	-	-	-	-	-	-
MPUMALANGA	-	4	-	-	-	-	-	-	-	-	-	-
NORTHERN CAPE	1	7	-	66	-	1	-	-	-	-	-	-
NORTH WEST	14	14	14	14	-	-	-	-	-	-	-	-
WESTERN CAPE	3	12	11	20	3	323	-	-	-	-	-	-
TOTAL	30	102	29	119	34	341	-	-	-	-	-	-



PIGS BY PROVINCE												
MONTH	Nov '21	Dec '21	Jan '22	Feb '22	Mar '22	Apr '22	May '22	Jun '22	Jul '22	Aug '22	Sep '22	Oct '22
EASTERN CAPE	23,514	27,731	21,678	22,333	24,628	20,609	-	-	-	-	-	-
FREESTATE	27,790	31,149	29,025	32,070	35,765	30,920	-	-	-	-	-	-
GAUTENG	128,747	133,010	124,179	124,517	147,002	126,806	-	-	-	-	-	-
KWAZULU NATAL	40,969	44,210	40,924	40,322	44,048	37,637	-	-	-	-	-	-
LIMPOPO	10,395	11,390	9,519	8,670	11,004	9,034	-	-	-	-	-	-
MPUMALANGA	7,870	8,399	6,542	7,091	9,171	6,598	-	-	-	-	-	-
NORTHERN CAPE	10,395	10,141	9,069	9,256	10,180	9,383	-	-	-	-	-	-
NORTH WEST	6,304	6,969	5,788	4,595	5,437	4,942	-	-	-	-	-	-
WESTERN CAPE	57,387	62,661	55,202	54,271	62,880	54,370	-	-	-	-	-	-
TOTAL	313,370	335,659	301,925	303,124	350,115	300,299	-	-	-	-	-	-

