

**MSMS DATA**  
- Nov. 2015 to 2016-

**TOTAL SLAUGHTERS**

PROVINCE	Nov '15			Dec '15			Jan '16			Feb '16		
	Cattle	Sheep	Pigs	Cattle	Sheep	Pigs	Cattle	Sheep	Pigs	Cattle	Sheep	Pigs
EASTERN CAPE	17,430	44,958	14,124	25,152	81,042	21,506	14,798	29,887	11,582	16,745	40,296	14,435
FREESTATE	51,796	75,584	17,616	60,095	105,371	21,552	40,493	57,217	16,498	43,534	66,989	17,637
GAUTENG	36,456	71,908	93,664	49,796	88,672	103,531	30,541	49,875	92,319	32,969	49,632	92,520
KWAZULU NATAL	29,823	10,231	30,953	39,393	18,226	34,622	23,600	6,917	30,478	24,760	8,649	31,587
LIMPOPO	10,536	1,736	3,798	16,268	3,461	4,895	10,643	1,302	3,813	10,131	1,135	3,554
MPUMALANGA	55,527	10,363	14,842	72,379	13,079	17,681	45,770	6,985	11,122	51,918	7,484	13,669
NORTHERN CAPE	22,323	200,206	7,350	26,756	247,502	9,009	17,247	123,667	6,066	17,142	138,366	7,106
NORTH WEST	21,600	5,945	5,454	26,543	8,594	5,969	18,275	4,579	4,917	21,282	5,628	5,522
WESTERN CAPE	15,579	105,581	41,523	15,365	179,360	50,818	11,817	74,966	34,223	13,219	87,556	40,120
<b>TOTAL</b>	<b>261,070</b>	<b>526,512</b>	<b>229,324</b>	<b>331,747</b>	<b>745,307</b>	<b>269,583</b>	<b>213,184</b>	<b>355,395</b>	<b>211,018</b>	<b>231,700</b>	<b>405,735</b>	<b>226,150</b>

PROVINCE	Mar '16			Apr '16			May '16			Jun '16		
	Cattle	Sheep	Pigs	Cattle	Sheep	Pigs	Cattle	Sheep	Pigs	Cattle	Sheep	Pigs
EASTERN CAPE	20,357	48,531	16,210	19,749	38,468	14,253	20,859	42,756	15,040	21,586	43,684	14,935
FREESTATE	47,427	70,949	17,867	44,792	55,665	16,834	46,300	72,060	17,482	43,246	62,483	17,258
GAUTENG	37,110	54,077	103,403	33,463	54,963	99,117	33,893	68,011	98,635	35,368	61,265	101,125
KWAZULU NATAL	25,939	8,262	34,827	26,459	8,275	31,623	28,443	7,724	33,900	27,349	8,226	31,804
LIMPOPO	11,620	2,857	3,294	11,136	2,357	4,026	11,660	2,025	4,231	12,588	1,851	3,869
MPUMALANGA	55,485	7,972	14,093	50,790	6,348	12,791	51,965	8,170	13,886	49,419	6,370	14,158
NORTHERN CAPE	20,097	163,246	7,893	19,883	128,164	7,936	20,012	164,664	7,927	20,724	150,805	8,094
NORTH WEST	23,184	5,008	5,974	21,117	4,247	4,944	21,793	4,798	5,312	20,804	3,869	4,720
WESTERN CAPE	13,241	94,868	42,551	11,753	78,413	36,990	11,508	72,105	37,804	11,728	77,145	41,387
<b>TOTAL</b>	<b>254,460</b>	<b>455,770</b>	<b>246,112</b>	<b>239,142</b>	<b>376,900</b>	<b>228,514</b>	<b>246,433</b>	<b>442,313</b>	<b>234,217</b>	<b>242,812</b>	<b>415,698</b>	<b>237,350</b>

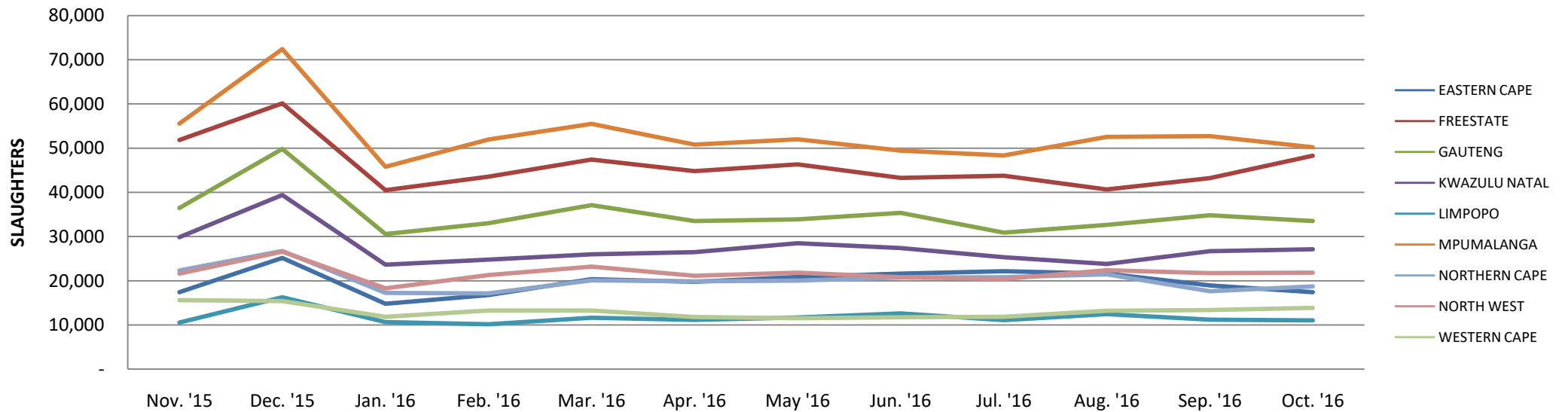
PROVINCE	Jul '16			Aug '16			Sep '16			Oct '16		
	Cattle	Sheep	Pigs	Cattle	Sheep	Pigs	Cattle	Sheep	Pigs	Cattle	Sheep	Pigs
EASTERN CAPE	22,168	36,289	15,111	21,627	41,279	15,923	18,918	45,379	15,441	17,424	40,111	15,106
FREESTATE	43,781	66,935	16,359	40,655	65,533	18,138	43,234	55,694	16,477	48,281	62,981	17,499
GAUTENG	30,894	45,290	90,205	32,635	49,153	96,785	34,800	42,737	91,280	33,506	46,877	84,156
KWAZULU NATAL	25,303	7,482	33,626	23,775	9,074	33,188	26,677	7,990	28,948	27,081	8,508	31,099
LIMPOPO	11,059	2,082	3,967	12,427	2,579	4,045	11,154	881	3,724	10,990	1,430	3,618
MPUMALANGA	48,308	5,902	13,370	52,541	6,874	15,337	52,713	5,395	14,026	50,165	6,810	12,900
NORTHERN CAPE	20,797	128,522	7,797	21,473	138,637	8,024	17,651	145,911	7,661	18,734	149,086	7,359
NORTH WEST	20,412	3,349	4,382	22,342	3,956	4,963	21,690	3,493	4,406	21,837	3,768	4,377
WESTERN CAPE	11,855	64,345	36,373	13,203	88,361	39,114	13,328	104,231	46,850	13,819	95,324	40,097
<b>TOTAL</b>	<b>234,577</b>	<b>360,196</b>	<b>221,190</b>	<b>240,678</b>	<b>405,446</b>	<b>235,517</b>	<b>240,165</b>	<b>411,711</b>	<b>228,813</b>	<b>241,837</b>	<b>414,895</b>	<b>216,211</b>

PROVINCE	Total		
	Cattle	Sheep	Pigs
EASTERN CAPE	236,812	532,681	183,666
FREESTATE	553,634	817,461	211,217
GAUTENG	421,431	682,460	1,146,740
KWAZULU NATAL	328,602	109,564	386,655
LIMPOPO	140,212	23,696	46,834
MPUMALANGA	636,980	91,752	167,875
NORTHERN CAPE	242,839	1,878,776	92,222
NORTH WEST	260,879	57,234	60,940
WESTERN CAPE	156,415	1,122,255	487,850
<b>TOTAL</b>	<b>2,977,804</b>	<b>5,315,879</b>	<b>2,783,999</b>

### CATTLE BY PROVINCE

MONTH	Nov. '15	Dec. '15	Jan. '16	Feb. '16	Mar. '16	Apr. '16	May '16	Jun. '16	Jul. '16	Aug. '16	Sep. '16	Oct. '16
EASTERN CAPE	17,430	25,152	14,798	16,745	20,357	19,749	20,859	21,586	22,168	21,627	18,918	17,424
FREESTATE	51,796	60,095	40,493	43,534	47,427	44,792	46,300	43,246	43,781	40,655	43,234	48,281
GAUTENG	36,456	49,796	30,541	32,969	37,110	33,463	33,893	35,368	30,894	32,635	34,800	33,506
KWAZULU NATAL	29,823	39,393	23,600	24,760	25,939	26,459	28,443	27,349	25,303	23,775	26,677	27,081
LIMPOPO	10,536	16,268	10,643	10,131	11,620	11,136	11,660	12,588	11,059	12,427	11,154	10,990
MPUMALANGA	55,527	72,379	45,770	51,918	55,485	50,790	51,965	49,419	48,308	52,541	52,713	50,165
NORTHERN CAPE	22,323	26,756	17,247	17,142	20,097	19,883	20,012	20,724	20,797	21,473	17,651	18,734
NORTH WEST	21,600	26,543	18,275	21,282	23,184	21,117	21,793	20,804	20,412	22,342	21,690	21,837
WESTERN CAPE	15,579	15,365	11,817	13,219	13,241	11,753	11,508	11,728	11,855	13,203	13,328	13,819
<b>TOTAL</b>	<b>261,070</b>	<b>331,747</b>	<b>213,184</b>	<b>231,700</b>	<b>254,460</b>	<b>239,142</b>	<b>246,433</b>	<b>242,812</b>	<b>234,577</b>	<b>240,678</b>	<b>240,165</b>	<b>241,837</b>

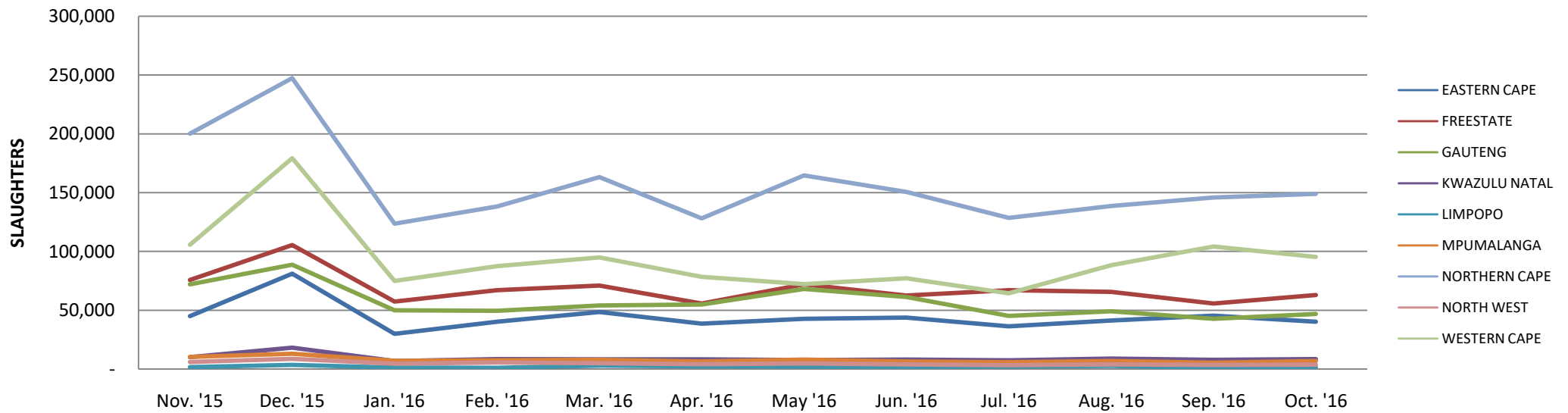
### CATTLE BY PROVINCE



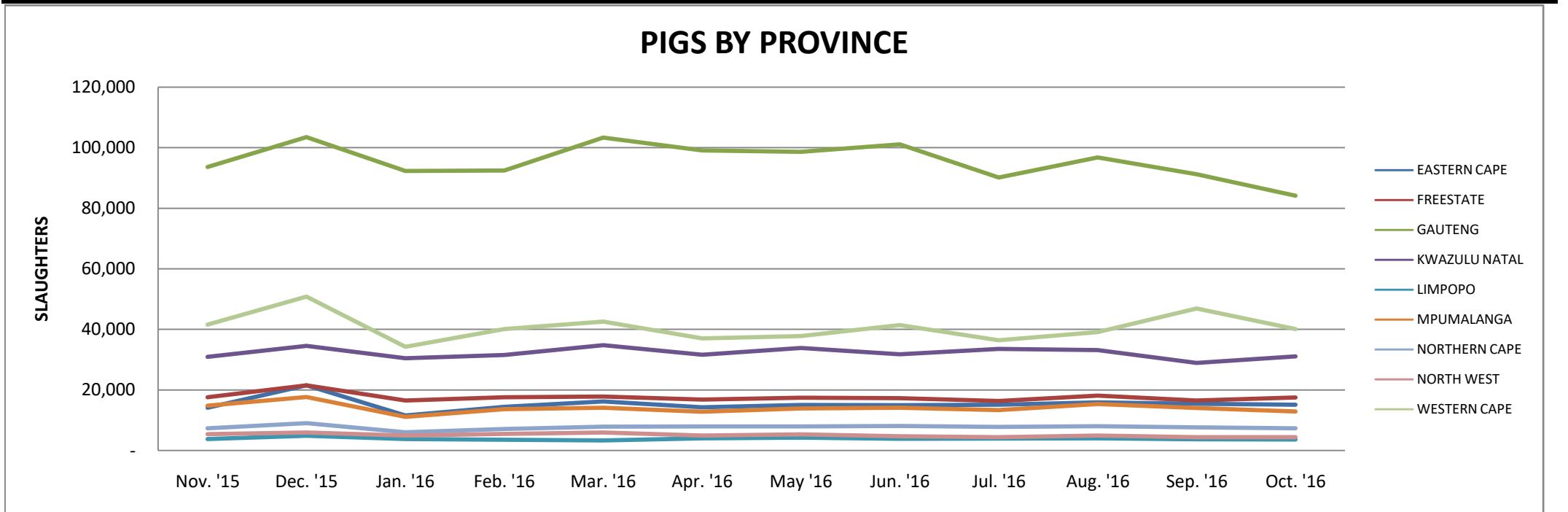
### SHEEP BY PROVINCE

MONTH	Nov. '15	Dec. '15	Jan. '16	Feb. '16	Mar. '16	Apr. '16	May '16	Jun. '16	Jul. '16	Aug. '16	Sep. '16	Oct. '16
EASTERN CAPE	44,958	81,042	29,887	40,296	48,531	38,468	42,756	43,684	36,289	41,279	45,379	40,111
FREESTATE	75,584	105,371	57,217	66,989	70,949	55,665	72,060	62,483	66,935	65,533	55,694	62,981
GAUTENG	71,908	88,672	49,875	49,632	54,077	54,963	68,011	61,265	45,290	49,153	42,737	46,877
KWAZULU NATAL	10,231	18,226	6,917	8,649	8,262	8,275	7,724	8,226	7,482	9,074	7,990	8,508
LIMPOPO	1,736	3,461	1,302	1,135	2,857	2,357	2,025	1,851	2,082	2,579	881	1,430
MPUMALANGA	10,363	13,079	6,985	7,484	7,972	6,348	8,170	6,370	5,902	6,874	5,395	6,810
NORTHERN CAPE	200,206	247,502	123,667	138,366	163,246	128,164	164,664	150,805	128,522	138,637	145,911	149,086
NORTH WEST	5,945	8,594	4,579	5,628	5,008	4,247	4,798	3,869	3,349	3,956	3,493	3,768
WESTERN CAPE	105,581	179,360	74,966	87,556	94,868	78,413	72,105	77,145	64,345	88,361	104,231	95,324
<b>TOTAL</b>	<b>526,512</b>	<b>745,307</b>	<b>355,395</b>	<b>405,735</b>	<b>455,770</b>	<b>376,900</b>	<b>442,313</b>	<b>415,698</b>	<b>360,196</b>	<b>405,446</b>	<b>411,711</b>	<b>414,895</b>

### SHEEP BY PROVINCE



PIGS BY PROVINCE												
MONTH	Nov. '15	Dec. '15	Jan. '16	Feb. '16	Mar. '16	Apr. '16	May '16	Jun. '16	Jul. '16	Aug. '16	Sep. '16	Oct. '16
EASTERN CAPE	14,124	21,506	11,582	14,435	16,210	14,253	15,040	14,935	15,111	15,923	15,441	15,106
FREESTATE	17,616	21,552	16,498	17,637	17,867	16,834	17,482	17,258	16,359	18,138	16,477	17,499
GAUTENG	93,664	103,531	92,319	92,520	103,403	99,117	98,635	101,125	90,205	96,785	91,280	84,156
KWAZULU NATAL	30,953	34,622	30,478	31,587	34,827	31,623	33,900	31,804	33,626	33,188	28,948	31,099
LIMPOPO	3,798	4,895	3,813	3,554	3,294	4,026	4,231	3,869	3,967	4,045	3,724	3,618
MPUMALANGA	14,842	17,681	11,122	13,669	14,093	12,791	13,886	14,158	13,370	15,337	14,026	12,900
NORTHERN CAPE	7,350	9,009	6,066	7,106	7,893	7,936	7,927	8,094	7,797	8,024	7,661	7,359
NORTH WEST	5,454	5,969	4,917	5,522	5,974	4,944	5,312	4,720	4,382	4,963	4,406	4,377
WESTERN CAPE	41,523	50,818	34,223	40,120	42,551	36,990	37,804	41,387	36,373	39,114	46,850	40,097
<b>TOTAL</b>	<b>229,324</b>	<b>269,583</b>	<b>211,018</b>	<b>226,150</b>	<b>246,112</b>	<b>228,514</b>	<b>234,217</b>	<b>237,350</b>	<b>221,190</b>	<b>235,517</b>	<b>228,813</b>	<b>216,211</b>



SLAUGHTERS BY SPECIES												
MONTH	Nov. '15	Dec. '15	Jan. '16	Feb. '16	Mar. '16	Apr. '16	May '16	Jun. '16	Jul. '16	Aug. '16	Sep. '16	Oct. '16
CATTLE	261,070	331,747	213,184	231,700	254,460	239,142	246,433	242,812	234,577	240,678	240,165	241,837
SHEEP	526,512	745,307	355,395	405,735	455,770	376,900	442,313	415,698	360,196	405,446	411,711	414,895
PIGS	229,324	269,583	211,018	226,150	246,112	228,514	234,217	237,350	221,190	235,517	228,813	216,211

